

4

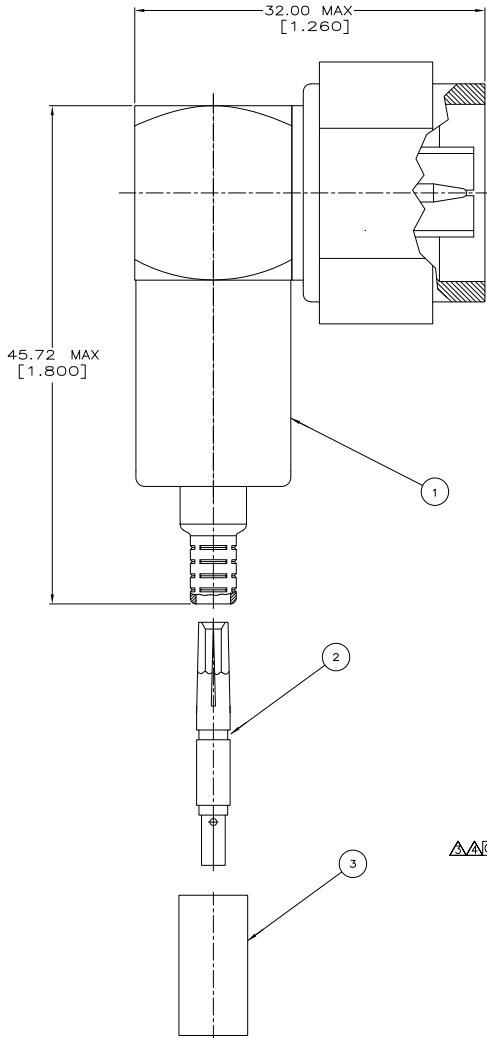
3

2

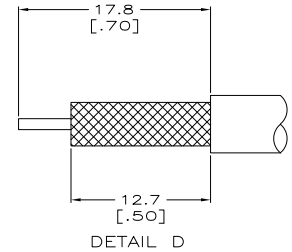
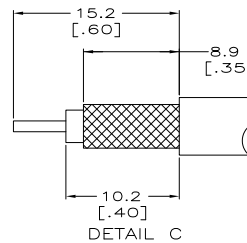
1

THIS DRAWING IS UNPUBLISHED. RELEASED FOR PUBLICATION.
 © COPYRIGHT BY TYCO ELECTRONICS CORPORATION. ALL RIGHTS RESERVED.

LOC	DIST	REVISIONS					
AJ	16	F	LNK	DESCRIPTION	DATE	BY	APP
		O		REV PER EC-0514-0496-04	01FEB2005	GA	GM
		O1		REVISED PER ECO-09-024927	04NOV09	KK	AEG



- 1. FOR USE WITH AMP PRO-CRIMPER II HAND TOOL, PART # 354940-1, OR WITH THE 626 SERIES PNEUMATIC TOOL WITH ADAPTER #679304-1
- ⚠ REQUIRES PRO-CRIMPER II DIE SET PART # 58436-1. FOR CONTACT AND BRAID TERMINATION.
- ⚠ REQUIRES PRO-CRIMPER II DIE SET PART # 58485-1. FOR CONTACT AND BRAID TERMINATION.
- ⚠ OBSOLETE PARTS: OBSOLETE CIS STREAMLINING PER D.RENAUD/D.SINISI



RECOMMENDED STRIP LENGTHS

⚠ OBSOLETE	RG-9/U & 214/U	CONTACT: .100, BRAID: .429	DETAIL D	9-221132-5	415247-4	415256-2	5415255-4
	RG-58/AU & 58C/U	CONTACT: .068, BRAID: .213	DETAIL C	9-221132-0	415246-4	415256-1	5415255-1
	CABLE	HEX CRIMP HEIGHTS IN INCHES	STRIP LENGTH	③ FERRULE QTY=1	② CONTACT QTY=1	① PLUG ASSY QTY=1	PART NUMBER

THIS DRAWING IS A CONTROLLED DOCUMENT.		DM G. ATTADIA	01FEB2005	Tyco Electronics Corporation Harrisburg, PA 17105-3608	
DIMENSIONS: mm (inches)		CHK J. HAVENER	DOCKERS 01FEB2005	PLUG, RIGHT ANGLE, SERIES N	
TOLERANCES UNLESS OTHERWISE SPECIFIED:		APR G. MICHAEL	01FEB2005	RESTRICTED TO	
0 PLG	±	APPLICATION SPEC:		SIZE	CAGE CODE
1 PLG	± 0.5 [02]	WEIGHT		A2	00779
2 PLG	±	FINISH		C=5415255	
3 PLG	±	CUSTOMER DRAWING		SCALE	4:1
4 PLG	±			SHEET	1 of 1
ANGLES	±			REV	01