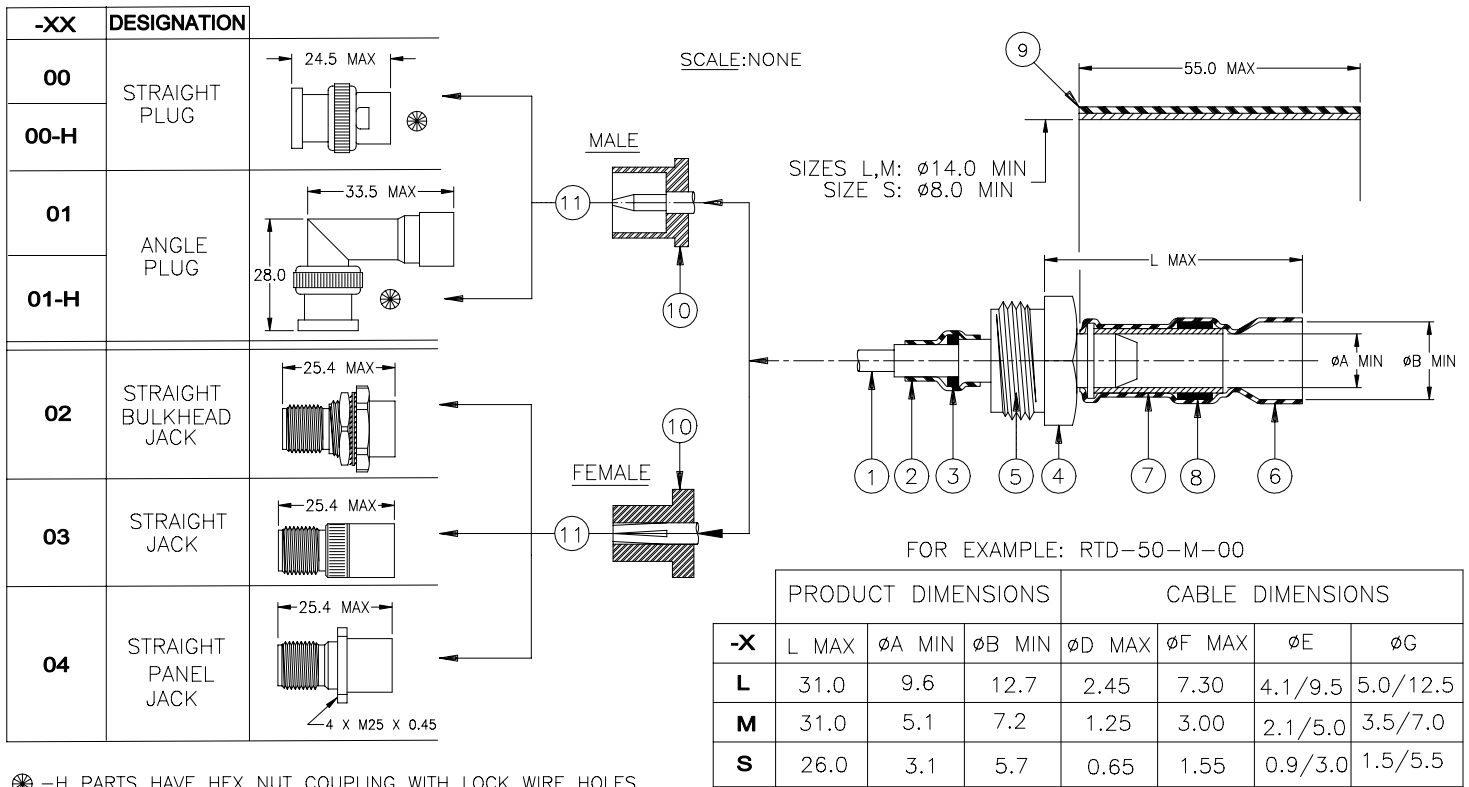


SPECIFICATION CONTROL DRAWING



⊗ -H PARTS HAVE HEX NUT COUPLING WITH LOCK WIRE HOLES.

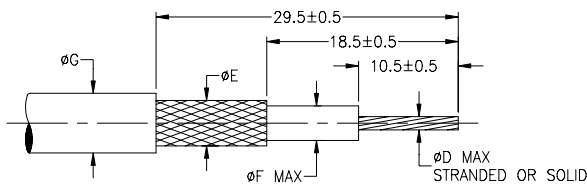
MATERIAL:

1. CENTER CONTACT. GOLD PLATED BRASS (MALE) OR GOLD BERYLLIUM COPPER (FEMALE).
- 2,6. HEAT SHRINKABLE INSULATION SLEEVE, TRANSPARENT BLUE. RADIATION CROSS-LINKED MODIFIED POLYVINYLIDENE FLUORIDE.
3. SOLDER PREFORM. Sn63 Pb37 SOLDER ALLOY WITH MILDLY ACTIVATED ROSIN FLUX.
4. THREADED TRANSITION PART. SILVER PLATED BRASS.
5. INSULATOR. PTFE.
7. SOLDERSHIELD DEVICE. TIN PLATED COPPER BRAID WITH ACTIVATED ROSIN FLUX.
8. SOLDER PREFORM (ON L AND M SIZE ONLY). Sn63 Pb37 SOLDER ALLOY WITH MILDLY ACTIVATED ROSIN FLUX.
9. HEAT SHRINKABLE INSULATION SLEEVE, BLACK. RADIATION CROSS-LINKED MODIFIED POLYOLEFIN WITH ADHESIVE.
10. INSULATOR (EXCEPT FOR ANGLE PLUG), PTFE.
11. BODY, NICKEL PLATED BRASS.

APPLICATION:

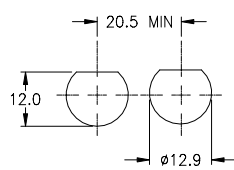
1. THESE CONTROLLED SOLDERING DEVICES ARE DESIGNED TO CONNECT, WITH A MIL-C-390128 TNC INTERMEDIATE PART, A 50 Ω SINGLE OR DOUBLE BRAIDED COAXIAL HAVING A:
 - TIN OR SILVER PLATED COPPER OUTER CONDUCTOR.
 - TIN OR SILVER PLATED INNER CONDUCTOR.
 AND INSULATION RATED FOR AT LEAST +85°C.
2. TEMPERATURE RANGE:
 - * WITH BLACK SLEEVE: -55°C TO 100°C.
 - * WITHOUT BLACK SLEEVE: -55°C TO 150°C.
3. FOR INSTALLATION PROCEDURE AND APPLICATION EQUIPMENT, CONSULT RPIP-683-00.

FOR BEST RESULTS, PREPARE THE CABLE AS SHOWN:

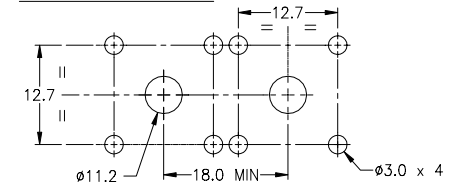


PANEL THICKNESS: 3.2 MAX

For RTD-50-X-02



For RTD-50-X-04



tyco
Electronics

Tyco Electronics Corporation
300 Constitution Drive
Menlo Park, CA 94025

Raychem

TITLE: ONE STEP RF CONNECTOR
50 OHM TNC

UNLESS OTHERWISE SPECIFIED DIMENSIONS ARE IN MILLIMETERS.

TOLERANCES:

0.00 \pm
0.0 \pm
0 \pm

ANGLES:

ROUGHNESS
IN MICRON

TYCO ELECTRONICS RESERVES THE RIGHT TO AMEND THIS DRAWING AT ANY TIME. USERS SHOULD EVALUATE THE SUITABILITY OF THE PRODUCT FOR THEIR APPLICATION.

DOCUMENT NO:

RTD-50-X-XX /-XX-H