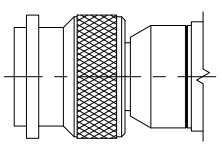


VIEW X

1. USE INSTRUCTION SHEET 2299-1



VIEW Y
SAME AS VIEW X
EXCEPT AS SHOWN

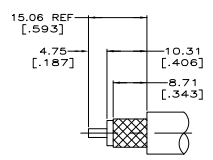


FIG 1

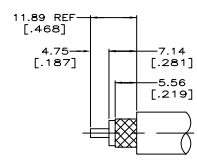


FIG 2

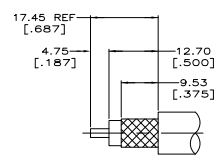


FIG 3

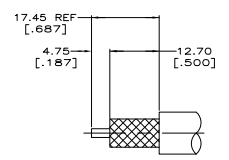


FIG 4

RECOMMENDED STRIP LENGTHS
SCALE 2:1

STAMPING	CABLE SIZE	CRIMPING TOOL	FIG	L	FERRULE	CONTACT	PLUG ASSY	VIEW	PART NUMBER
[OBSOLETE]	5-225345-6 AMP	RG-142/U, 142A/U, 142B/U, 400/U	220045-2	1	34.11 (1.343)	9-225382-1	1-225467-3	1663000-7	X 5-225345-6
SUPERSEDED BY 1-225550-2	1-225345-7 AMP	RG-142A/U, 400/U	220045-2	1	34.11 (1.343)	225382-2	1-225467-3	3-225457-2	X 1-225345-7
	225345-2 AMP	RG-625/U	220015-1	4	46.81 (1.843)	51713-2	225526-2	225593-2	Y 1-225345-2
SUPERSEDED BY 225550-7	225345-8 AMP	RG-9/U, RG-9A/U, RG-214/U	220015-1	4	46.81 (1.843)	51713-2	225596-2	225593-2	Y 225345-8
	225345-7 AMP	RG-8/U, RG-8A/U, RG-213/U	220015-1	3	46.81 (1.843)	51713-2	225596-2	225593-2	Y 225345-7
SUPERSEDED BY 225555-5	00779 M39012/26-B006	RG-142/U, 142A/U, 142B/U, 400/U	220045-2	1	34.11 (1.343)	225382-2	1-225467-3	225457-1	X 225345-6
	00779 M39012/26R0015	RG-141/U, RG-141A/U, RG-393/U	220045-2	1	34.11 (1.343)	225381-2	1-225467-3	225457-1	X 225345-5
[OBSOLETE]	-	-	-	-	-	-	-	-	- 225345-4
SUPERSEDED BY 225550-3	00779 M39012/26B0007 AMP 225245-3	RG-59B/U, RG-62B/U	220045-3	2	30.15 (1.187)	50428-1	1-225467-2	225457-3	X 225345-3
SUPERSEDED BY 225550-2	00779 M39012/26B 0005	RG-58A/U, RG-58C/U	220045-2	1	34.11 (1.343)	225381-2	1-225467-1	225457-1	X 225345-2
SUPERSEDED BY 225550-1	00779 M39012/26B0016 AMP 225345-1	RG-55A/U, RG-223/U	220045-2	1	34.11 (1.343)	225382-2	1-225467-1	225457-1	X 225345-1

3	FERRULE	2	CONTACT	1	PLUG ASSY	VIEW	PART NUMBER
	QTY=1		QTY=1		QTY=1		

THIS DRAWING IS A CONTROLLED DOCUMENT. DATE: 10-2-01. BY: PHILLIPS. CHECKED BY: PHILLIPS. DATE: 10-2-01. REVISED BY: 108-12001. REVISED DATE: 10-2-01. REVISED BY: 108-12001. REVISED DATE: 10-2-01.

CUSTOMER DRAWING: A1 00779 G=225345. SHEET 4-1 OF 1.