

4

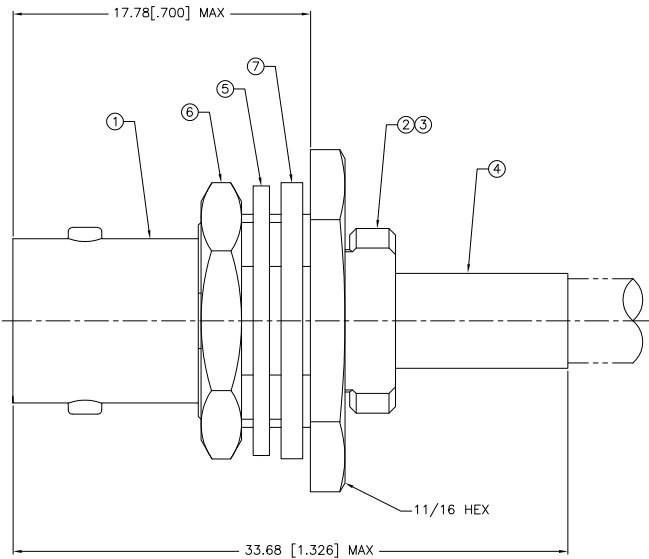
3

2

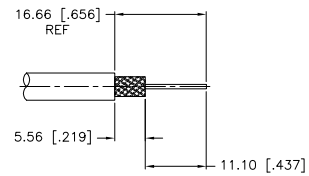
1

THIS DRAWING IS UNPUBLISHED. RELEASED FOR PUBLICATION
 © COPYRIGHT BY TYCO ELECTRONICS CORPORATION. ALL RIGHTS RESERVED.

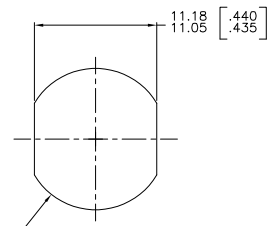
LOC		DIBT		REVISIONS			
F	LR	DESCRIPTION	DATE	BY	APP'D		
A		REV PER ECO 06-002539	07APR06	GB	JH		



1. USE INSTRUCTION SHEET 408-1799-3.
2. PANEL THICKNESS: .031/.125.
3. CRIMPING TOOL: 69245-2.



RECOMMENDED STRIP LENGTH
SCALE 2:1



RECOMMENDED PANEL CUTOUT
SCALE 4:1

RG-174/U & RC-188/U	329633	9-329631-0	9-329632-0	9-328666-3	9-50793-4	2-329106-1	9-329800-0	2-5330063-1
CABLE	⑦ GASKET QTY=1	⑥ JAM NUT QTY=1	⑤ LOCK WASHER QTY=1	④ FERRULE QTY=1	③ CRIMP END ASSEMBLY QTY=1	② GASKET QTY=1	① JACK ASSEMBLY, BULKHEAD, BNC, SINGLE CRIMP QTY=1	PART NUMBER

THIS DRAWING IS A CONTROLLED DOCUMENT.		DRW: J. HAVENER	DATE: 240CT05	BY: J. HAVENER	DATE: 240CT05	NAME: J. HAVENER	DATE: 240CT05	PRODUCT SPEC: -	APPLICATION SPEC: -	WEIGHT: -	SIZE: A2	CAGE CODE: 00779	DRAWING NO: C=5330063	RESTRICTED TO: -
DIMENSIONS: mm [INCHES]		TOLERANCES UNLESS OTHERWISE SPECIFIED:		MATERIAL: -		FINISH: -		CUSTOMER DRAWING		SCALE: 6:1		SHEET: 1 of 1		REV: A

AMP 1471-9 REV 31MMR2000

5330063

A