THIS DRAWING IS UNPUBLISHED. RELEASED FOR PUBLICATION -.-.-
© COPYRIGHT – BY TYCO ELECTRONICS CORPORATION. ALL RIGHTS RESERVED.

LOC	DIST
AJ	16

REVISIONS

P	LTR	DESCRIPTION	DATE	DRN	APVD
	A	REVISED PER EC 0514-0150-05	07OCT2005	REH	JL

1. ZINC PER QQ-Z-363.
2. POLYMETHYLPENTENE PER ASTM-D-1238.
3. PHOSPHOR BRONZE PER QQ-B-750.
4. BRASS PER ASTM-B-453.
5. BRASS PER ASTM-B-16.
6. NICKEL PLATE PER QQ-N-290, 3.81 µm [.000150] MINIMUM THICK.
7. TIN PLATE PER ASTM-B-545. 3.81 µm [.000150] MINIMUM THICK.
8. GOLD PLATE PER ASTM-B-488, 0.76 µm [.000030] MINIMUM THICK.
9. USE INSTRUCTION SHEET 408-2769.

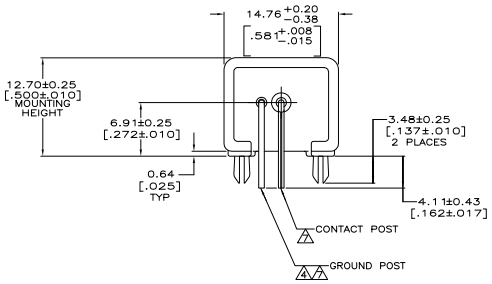

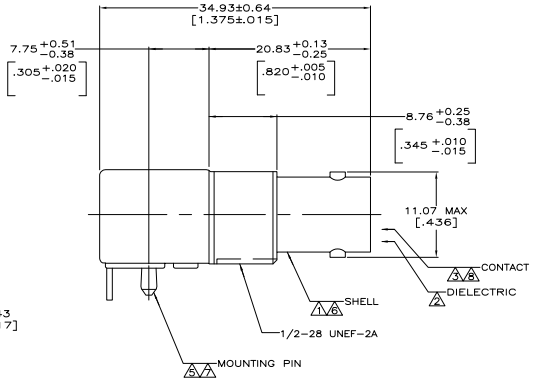

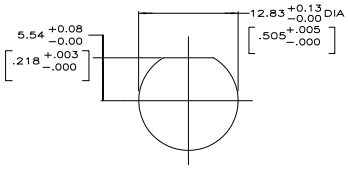

RECOMMENDED PANEL CUTOUT

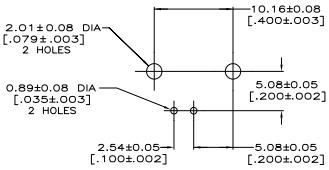

PCB CONFIGURATION

5415417-1

PART NUMBER

THIS DRAWING IS A CONTROLLED DOCUMENT.

DIMENSIONS: mm [INCHES]

TOLERANCE UNLESS OTHERWISE SPECIFIED: 0 PLC ± – ; 1 PLC ± – ; 2 PLC ± – ; 3 PLC ± – ; 4 PLC ± – ; ANGLES ± –

MATERIAL: SEE NOTES

FINISH: SEE NOTES

DRN: G. ATTADA – DOCKS; CHK: J. HAVENER; APVD: J. LIPPERT

PRODUCT SPEC: 108-12078

APPLICATION SPEC: –

WEIGHT: –

Tyco Electronics Corporation
Harrisburg, PA 17105-3608

NAME: JACK, RIGHT ANGLE, 75 OHM, LOW PROFILE, PCB, BNC

SIZE: A1 | CAGE CODE: 00779 | DRAWING NO: C-5415417 | RESTRICTED TO: –

CUSTOMER DRAWING | SCALE: 4:1 | SHEET 1 OF 1 | REV A

AMP 4805 REV 31MAR2000

Downloaded from Elcodis.com electronic components distributor