

4

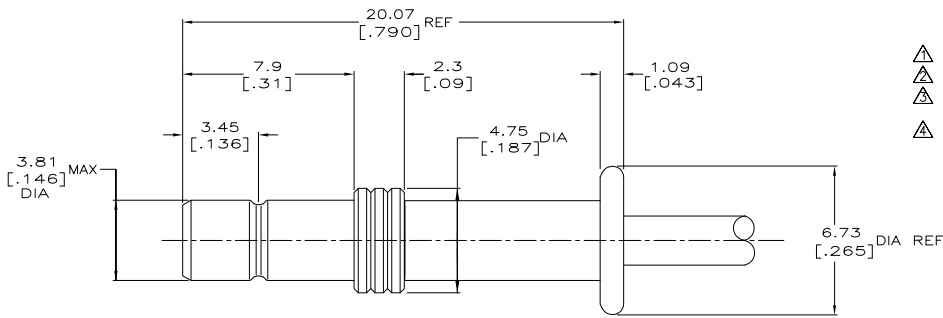
3

2

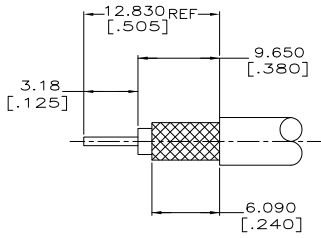
1

THIS DRAWING IS UNPUBLISHED. RELEASED FOR PUBLICATION
 © COPYRIGHT BY TYCO ELECTRONICS CORPORATION. ALL RIGHTS RESERVED.

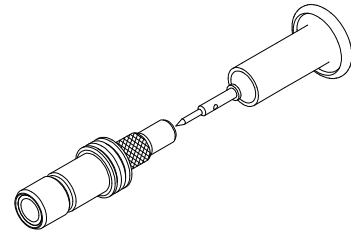
LOC	DIST	REVISIONS					
		P	LR	DATE	MIN	APD	
AJ	16	O		REV PER EC-0514-0496-04	31JAN2005	GA	JGH



- △ FOR USE WITH HAND TOOL 220190-1
- △ USE WITH MILITARY HAND TOOL M22520/5-01
- △ USE WITH MILITARY HAND TOOL M22520/2-01 (DANIELS AFMB) WITH DANIELS POSITIONER K727
- △ SPECIAL XEROX STYLE 1275 CABLE, RG-178/U, -178A/U, -178B/U, -196/U AND -196A/U CABLES.



RECOMMENDED STRIP LENGTH SCALE :NTS



ISOMETRIC VIEW

△	RG-174/U, 188/U & 316/U	SET AT NO 4 POSITION	Y444	58046-1 (AREA A)	5414170-2
		SET AT NO 4 POSITION	Y444	58046-1 (AREA A)	5414170-1
	FOR USE WITH CABLE	DANIELS POSITIONER CONTACT CRIMP △3	DANIELS DIE SET BRAID CRIMP △2	AMP DIE SET △1	PART NUMBER

THIS DRAWING IS A CONTROLLED DOCUMENT.		DATE: 31JAN2005	Tyco Electronics Corporation	
DRAWN BY: G. ATTADIA		DATE: 31JAN2005	Harrisburg, PA 17105-3608	
CHECKED BY: J. HAVENER		DATE: 31JAN2005	Tyco Electronics	
APPROVED BY: J. HAVENER		DATE: 31JAN2005	CONNECTOR, JACK, SERIES SMB	
DIMENSIONS: INCHES		APPLICATION SPEC: -	SIZE: A2	CAGE CODE: 00779
MATERIAL: -		FINISH: -	DRAWING NO: C-5414170	RESTRICTED TO: -
		WEIGHT: -	SCALE: 8:1	SHEET: 1 OF 1
			CUSTOMER DRAWING	REV: 0