

4

3

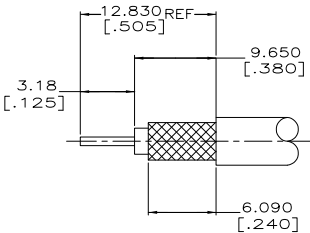
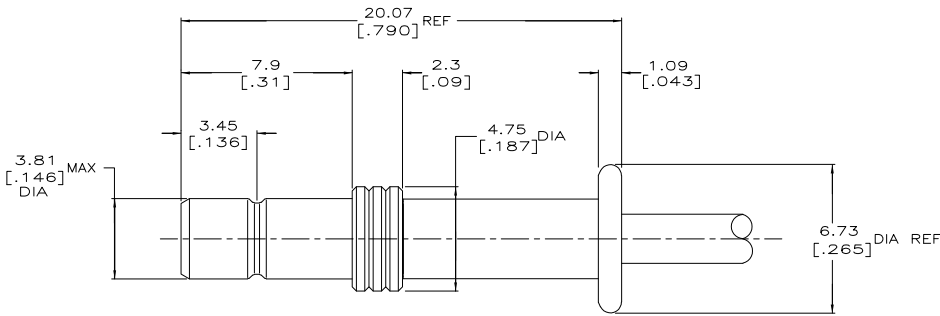
2

1

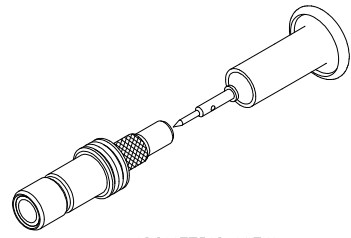
THIS DRAWING IS UNPUBLISHED. RELEASED FOR PUBLICATION. ALL RIGHTS RESERVED.
 © COPYRIGHT BY TYCO ELECTRONICS CORPORATION.

LOC	DIST	REVISIONS					
		P	LR	DESCRIPTION	DATE	BY	APPD
AJ	16	F1		REVISED PER ECO-05-013879	28NOV05	BM	JGH

- ⚠ FOR USE WITH HAND TOOL 220190-1.
- ⚠ USE WITH MILITARY HAND TOOL M22520/5-01.
- ⚠ USE WITH MILITARY HAND TOOL M22520/2-01 (DANIELS AFMB) WITH DANIELS POSITIONER K1041.
- ⚠ SPECIAL XEROX STYLE 1275 CABLE, RG-178/U, -178A/U, -178B/U, -196/U AND -196A/U CABLES.



RECOMMENDED STRIP LENGTH
SCALE :NTS



ISOMETRIC VIEW

⚠	SET AT NO 4 POSITION	Y444	58046-1 (AREA A)	414170-2
	SET AT NO 4 POSITION	Y444	58046-1 (AREA A)	414170-1
	FOR USE WITH CABLE	DANIELS POSITIONER CONTACT CRIMP ⚠	DANIELS DIE SET BRAID CRIMP ⚠	AMP DIE SET ⚠ PART NUMBER

THIS DRAWING IS A CONTROLLED DOCUMENT.		DATE: 8-20-91	Tyco Electronics Corporation	
DRAWN BY: WERNER		DATE: 9/25/91	Harrisburg, PA 17105-3608	
CHECKED BY: MICHAEL		NAME: MICHAEL	Tyco Electronics	
DIMENSIONS: mm [INCHES]		PRODUCT SPEC: -	CONNECTOR, JACK, SERIES SMB	
0 PLC ± -		APPLICATION SPEC: -	SIZE: A2	CAGE CODE: 00779
1 PLC ± -		WEIGHT: -	DRAWING NO: 414170	RESTRICTED TO: -
2 PLC ± .010		CUSTOMER DRAWING		
3 PLC ± .005		SCALE: 8:1 SHEET: 1 of 1 REV: F1		
4 PLC ANGLE ± -				
FINISH: -				

AMP 1471-9 REV 31MAR2000

414170

A