

4

3

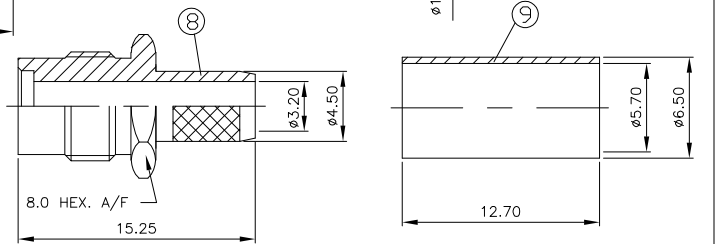
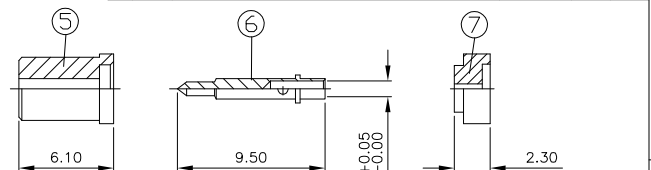
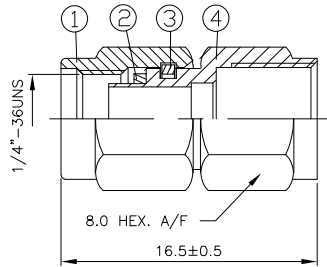
2

1

THIS DRAWING IS UNPUBLISHED. RELEASED FOR PUBLICATION APRIL, 2004.
 © COPYRIGHT 2004 BY TYCO ELECTRONICS CORPORATION. ALL RIGHTS RESERVED.

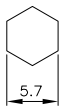
LOC		DIST		REVISIONS			
P	LTR	DESCRIPTION		DATE	DWN	APVD	
A		EBD0-0035-03		04FEB04	RS	FWK	

- NOTES:**
- 1 SINGLE PACK IN ACCORDANCE WITH SPEC 107-3275
 - 2 100 TRAY PACK IN ACCORDANCE WITH SPEC 107-3275
 - 3 0.08µm Au PLATING OVER 1.27µm Ni PLATING
 - 4 0.76µm Au PLATING OVER 1.27µm Ni PLATING OVER 0.76µm Cu PLATING
 - 5 PASSIVATED
 - 6 PLATING AS PER BODY, EXCEPT FOR PASSIVATED WHICH IS NICKEL PLATED
 - 7 HAND TOOL 9-1478240-0
 - 8 DIE SET 9-1478242-0
 - 9 FOR TECHNICAL DATA REFER TO YOUR LOCAL TYCO ELECTRONICS SALES OFFICE
 - 10 ALL DIMENSIONS ARE NOMINAL FOR REFERENCE ONLY UNLESS OTHERWISE STATED

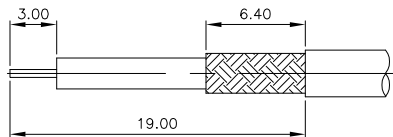


QTY	QTY	QTY	QTY	MATERIAL	DESCRIPTION	ITEM
1	1	1	1	BRASS	CRIMP SLEEVE	9
1	1	-	-	STAINLESS STEEL	BODY 2	8
-	-	1	1	STAINLESS STEEL	BODY 2	8
1	1	1	1	PTFE	INSULATOR 2	7
1	1	1	1	BRASS	CENTER CONTACT	6
1	1	1	1	PTFE	INSULATOR 1	5
1	1	-	-	STAINLESS STEEL	BODY 1	4
-	-	1	1	STAINLESS STEEL	BODY 1	4
1	1	1	1	STAINLESS STEEL	CIRCLIP	3
1	1	1	1	SILICON	GASKET	2
1	1	-	-	STAINLESS STEEL	SHELL	1
-	-	1	1	STAINLESS STEEL	SHELL	1
2--1	2--0	1--1	1--0	MATERIAL	DESCRIPTION	ITEM

RECOMMENDED CRIMP SLEEVE A/F HEX



RECOMMENDED CABLE STRIPPING DIM'S



THIS DRAWING IS A CONTROLLED DOCUMENT.

DIMENSIONS: mm	TOLERANCES UNLESS OTHERWISE SPECIFIED:	DWN: R. SMITH 04FEB04	tyco Electronics Tyco Electronics Corporation Bideford, UK, EX39 4HE
0 PLC ± -	1 PLC ± -	CHK: S. PARLOW 04FEB04	NAME: S. PARLOW
2 PLC ± -	3 PLC ± -	APVD: F. WHEELER-KING 04FEB04	PRODUCT SPEC: 108-3460
4 PLC ± -	ANGLES ± -	APPLICATION SPEC: 411-3276	SIZE: A3 CAGE CODE: 00779 DRAWING NO: 1478921
MATERIAL: SEE TABLE	FINISH: -	WEIGHT: -	RESTRICTED TO: -
CUSTOMER DRAWING		SCALE: 1:1	SHEET 1 OF 1 REV A