

4

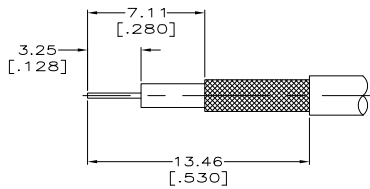
3

2

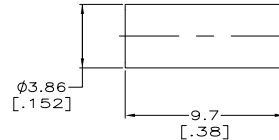
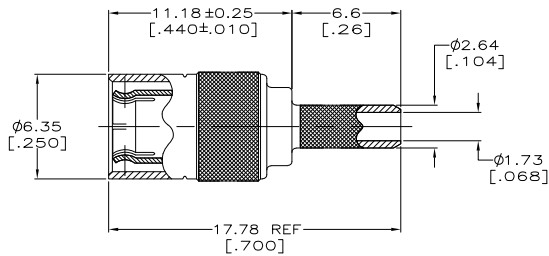
1

THIS DRAWING IS UNPUBLISHED. RELEASED FOR PUBLICATION
 COPYRIGHT BY TYCO ELECTRONICS CORPORATION. ALL RIGHTS RESERVED.

LOC		DIST		REVISIONS			
F	LR	DESCRIPTION	DATE	BY	APP'D		
A1		REVISED PER ECO-06-018711	30AUG2006	MC	JH		



RECOMMENDED STRIP LENGTHS



- △ MATERIALS:
 BODY: ZINC PER ASTM-B-86.
 OUTER CONTACT: BERYLLIUM COPPER PER ASTM-B-194.
 CENTER CONTACT: BERYLLIUM COPPER PER ASTM-B-196.
 DIELECTRIC: TEFLON PER ASTM-D-1710.
- △ FINISHES:
 BODY: NICKEL PER QQ-N-290.
 OUTER CONTACT: GOLD PER MIL-G-45204.
 CENTER CONTACT: GOLD PER MIL-G-45204.
- △ FINISHES:
 BODY: NICKEL PER QQ-N-290.
 OUTER CONTACT: NICKEL PER QQ-N-290.
 CENTER CONTACT: GOLD PER MIL-G-45204.
- △ TOOLING INFORMATION:
 CONTACT CRIMP: HAND TOOL M-22520/2-01 WITH DANIELS POSITIONER #K699, USE WITH SELECTOR #4.
 BRAID CRIMP: HAND TOOL M-22520/6-01 WITH DANIELS DIE SET #HX4-1637 (.128 HEX) OR AMP PRO-CRIMPER WITH DIE SET #58483-1, USE POSITION LETTER B.
5. SEE INSTRUCTION SHEET #2987-12.
- △ TOOLING INFORMATION:
 CONTACT CRIMP: HAND TOOL M-22520/2-01 WITH DANIELS POSITIONER #K699, USE WITH SELECTOR #4.
 BRAID CRIMP: HAND TOOL M-22520/2-01 WITH DANIELS DIE SET #HX4-1637 (.151 HEX) OR AMP PRO-CRIMPER WITH DIE SET #58483-1, USE POSITION LETTER C.
- △ FOR USE WITH RG 179/U CABLE
 △ FOR USE WITH RD 179/U CABLE

OBsolete	△	△	△	
	8	6	3	415487-3
	4	4	3	415487-2
	4	4	2	415487-1
CABLE	TOOLING	FINISH	PART NUMBER	

THIS DRAWING IS A CONTROLLED DOCUMENT.		DATE	BY	APPROVED	REVISIONS
DIMENSIONS: mm		6-10-97	J.L. GROET	Tyco Electronics Corporation	
TOLERANCES UNLESS OTHERWISE SPECIFIED:		6-10-97	S.W. BURKHOLDER	Harrisburg, PA 17105-3608	
0 P.L.C. ± .005		6-10-97	S.W. BURKHOLDER		
1 P.L.C. ± .01					
2 P.L.C. ± .015 (MAX)					
3 P.L.C. ± .02					
4 P.L.C. ± .03					
ANGLES ± .5°					
MATERIAL		APPLICATION SPEC:	SIZE	CAGE CODE	DRAWING NO.
FINISH		WEIGHT	A2	00779	415487
△			CUSTOMER DRAWING		RESTRICTED TO
△			SCALE	6:1	SHEET 1 of 1
△					REV A1

AMP 1471-9 REV 31MM2000

415487-5487

A