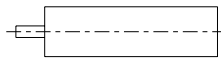
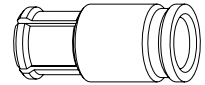


- NOTES:
- MATERIALS AND FINISHES:
 BODY - BeCu, GOLD PLATING, .000030 [0.8] THICK OVER NICKEL
 CONTACT - BeCu, GOLD PLATING, .000050 [0.8] THICK OVER NICKEL
 INSULATOR - PTFE
 DIELECTRIC SPACER - PTFE
 - ELECTRICAL:
 A. IMPEDANCE: 50 OHM
 B. FREQUENCY RANGE: DC - 26.5 GHz
 C. VSWR(RETURN LOSS): 1.2 (20.8 dB), MAX, DC-18GHz
 1.35 (16.5 dB), MAX, 18-26.5GHz
 D. DIELECTRIC WITHSTANDING VOLTAGE: 500 VRMS, MIN.
 - PHYSICAL:
 A. DURABILITY: 100 CYCLES MIN.
 B. ENGAGEMENT FORCE: 15 LB [67 N] MAX
 C. DISINGAGEMENT FORCE: 2 LB [9 N] MIN
 E. TEMPERATURE RANGE: -65° C TO 165° C
 - PACKAGING:
 A. QUANTITY: SINGLE PACK
 B. MARKING: AMPHENOL, SMP-FS-C07, DATE CODE
 - SEE AMPHENOL SPEC 349-50685 FOR CABLE ASSEMBLY INSTRUCTIONS.

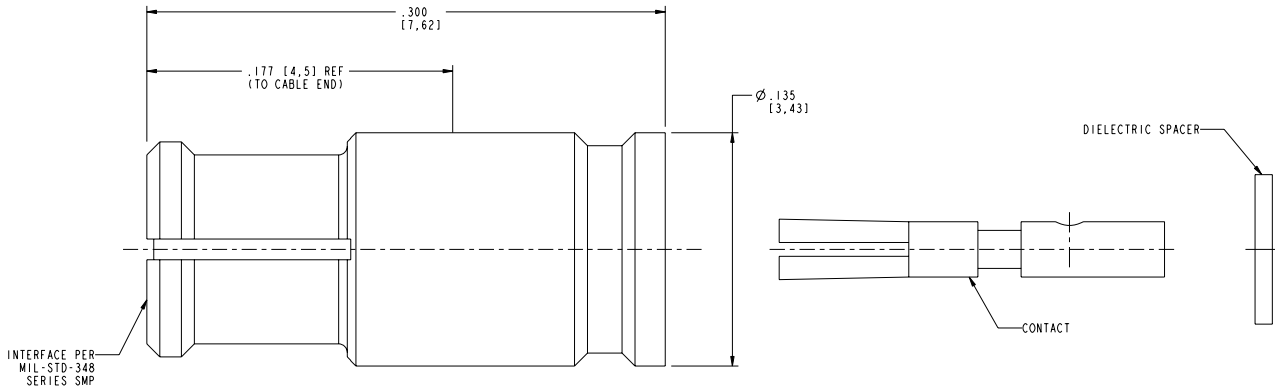
SMP-FS-C07		REVISIONS			
DRAWING NO.	REV	DESCRIPTION	DATE	ECO	APPR
THIRD ANGLE PROJ.	A	RELEASE TO MFG	2/25/05	45420	MAH
	B	CABLE STRIPPING DIM IS ADDED	7/23/07	46640	NBP



RECOMMENDED
CABLE STRIPPING DIM
SCALE 6.000



SCALE 6.000



CUSTOMER OUTLINE DRAWING
ALL OTHER SHEETS ARE FOR INTERNAL USE ONLY

UNLESS OTHERWISE SPECIFIED, DIMENSIONS ARE IN INCHES AND TOLERANCES ARE: 2 PLACE DECIMAL ±.015 (0.381 mm) 3 PLACE DECIMAL ±.005 (0.127 mm) ANGLES ± 1°	MATERIAL	DRAWN M. HOYACK	DATE 02-Oct-01	TITLE ASSEMBLY SOCKET CONTACT TO .086 S/R CABLE	Amphenol RF Danbury, CT, USA Tainan, Taiwan Shenzhen, China www.amphenolrf.com
	REFERENCE GEN# ASSYF2_SMP EARN# 967585-1 & 1693 615X-1633-100	ENGINEER O. BARTHELMES	DATE 15-Feb-01	APPROVED OWEN BARTHELMES	
NOTICE - These drawings, specifications, or other data (1) are, and remain the property of Amphenol Corp. (2) must be returned upon request; and (3) are confidential and not to be disclosed to any person other than those to whom they are given by Amphenol Corp. The furnishing of these drawings, specifications, or other data by Amphenol Corp., or to any other person for any purpose is not to be regarded by implication or otherwise in any manner licensing, granting rights or permitting such holder or any other person to manufacture, use or sell any product, process or design, patented or otherwise, that may in any way be related to or disclosed by said drawings, specifications, or other data.	CAD FILE 1:\SMP\SMP-FS-C07	CODE ID 74868	DWG SIZE B	DRAWING NO. SMP-FS-C07	REV B