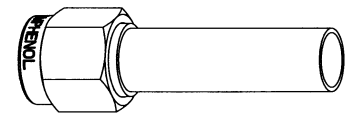


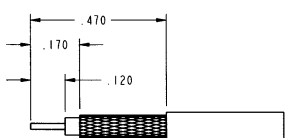
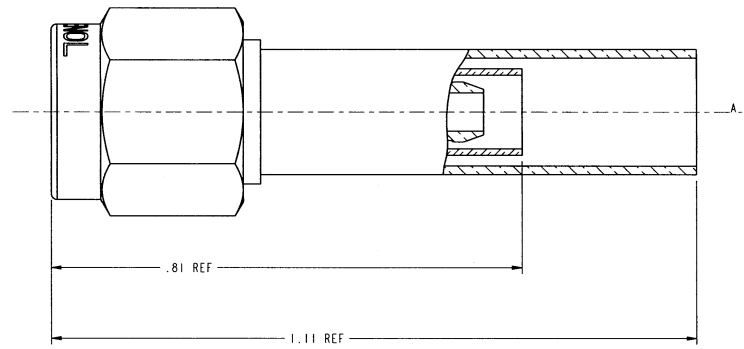
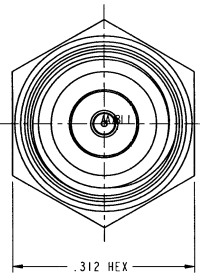
NOTES:

1. MATERIALS AND FINISHES:
 BODIES, COUPLING NUT - STAINLESS STEEL, PASSIVATED.
 OUTER FERRULE - COPPER, NICKEL PLATED.
 CONTACT - BRASS OR BERYLLIUM COPPER, GOLD PLATED 30u.
 RETAINING RING - BRASS, WAX DIPPED
 INSULATOR - PTFE
 GASKET - SILICONE RUBBER.
2. MECHANICAL SPECIFICATIONS:
 MATING CYCLES: MINIMUM 500
 COUPLING TORQUE: 7 INCH-POUNDS MIN., 17 INCH-POUNDS MAX.
3. ELECTRICAL SPECIFICATIONS:
 IMPEDANCE: 50 OHMS
 VOLTAGE RATING: 375 VOLTS RMS PEAK
 VSWR: 1.20 + .025f (GHz)
 INSERTION LOSS: .03 $\sqrt{f(\text{GHz})}$ dB MAX
4. CENTER CONTACT IS SUPPLIED LOOSE.

901-9511-3SF		REVISIONS			
DRAWING NO.	REV	DESCRIPTION	DATE	ECO	APPR
THIRD ANGLE PROJ.	--	RELEASE TO MFG.			
	M	ADDED SHEET 2	2/10/00	43235	CPM



SCALE 3.000



RECOMMENDED
 CABLE STRIPPING DIM'S.
 SCALE 3.000

CUSTOMER OUTLINE DRAWING
 FOR REFERENCE ONLY

UNLESS OTHERWISE SPECIFIED, DIMENSIONS ARE IN INCHES AND TOLERANCES ARE: 2 PLACE DECIMAL 3 PLACE DECIMAL ANGLES ±.015 (0.381 mm) ±.005 (0.127 mm) ± 1°	MATERIAL	DRAWN C. McGRATH	DATE 13-Jan-00	TITLE CRIMP TYPE 'SMA' PLUG FOR RG-188A/U, 316/U, 174/U, 179B/U, & 187A/U CABLES	Amphenol Amphenol Corporation Communication and Network Products Division Danbury, CT U.S.A. 06810	
	REFERENCE GENB ASSYMB-SMA	ENGINEER T. AUBIN	DATE 13-Jan-00			SCALE: 6.0:1 SHEET 2 OF 2
NOTICE - These drawings, specifications, or other data (1) are, and remain the property of Amphenol Corp. (2) must be returned upon request; and (3) are confidential and not to be disclosed to any person other than those to whom they are given by Amphenol Corp. The furnishing of these drawings, specifications, or other data by Amphenol Corp., or to any other person to anyone for any purpose is not to be regarded by implication or otherwise in any manner licensing, granting rights or permitting such holder or any other person to manufacture, use or sell any product, process or design, patented or otherwise, that may in any way be related to or disclosed by said drawings, specifications, or other data.	APPROVED 	DATE 2/10/00	CODE ID 74868	DWG SIZE B	DRAWING NO. 901-9511-3SF	REV M
		CAD FILE 1:\SMA\901-9511-3SF				