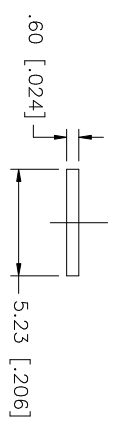
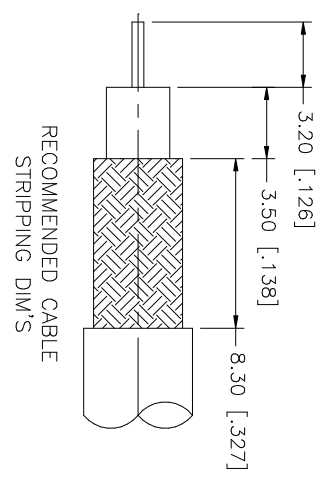
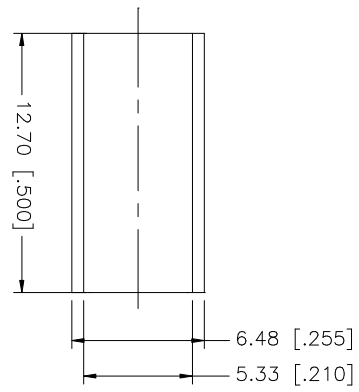
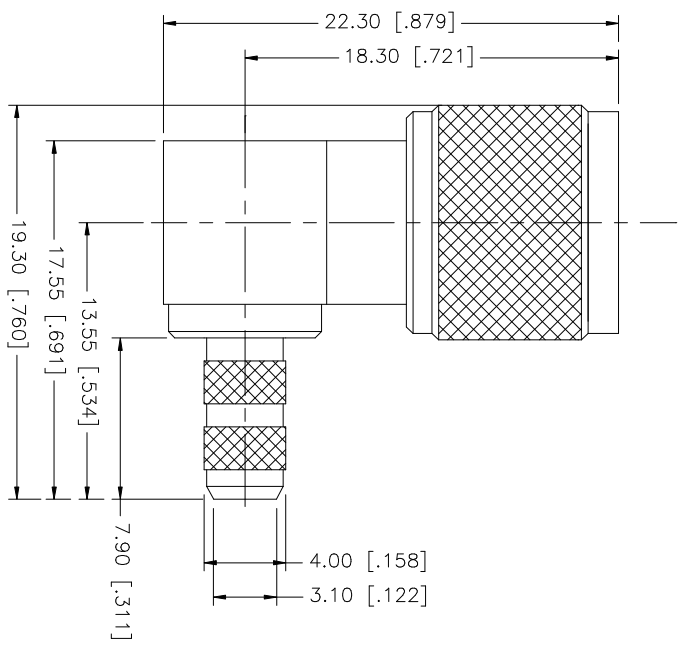


REV.	DATE	DESCRIPTION
A	09/30/03	ADD STRIPPING DIMENSIONS



CRIMP NOTES:
 1. CRIMPED FERRULE
 HEX CRIMP SIZE .213"

REV.	DATE	DESCRIPTION
8		
7		
6		
5		
4		
3		
2		
1		

DESCRIPTION	MATERIAL	FINISH	QTY
COVER	BRASS	NICKEL	1
FERRULE	COPPER	NICKEL	1
CONTACT PIN	BRASS	GOLD	1
INSULATOR	DELTRIN	NATURAL	1
BODY	DIE CAST	NICKEL	1

UNLESS OTHERWISE SPECIFIED DIMENSIONS ARE IN INCHES AND FOR CUSTOMER REFERENCE ONLY.	UNLESS OTHERWISE SPECIFIED DIMENSIONS ARE IN MILLIMETERS.
UNLESS OTHERWISE SPECIFIED TOLERANCES FOR MILLIMETERS ARE: 0.5 - 8mm ± 0.20mm 8 - 30mm ± 0.40mm 30 - 120mm ± 0.50mm	UNLESS OTHERWISE SPECIFIED TOLERANCES FOR INCHES ARE: .020 - .315 = ± 0.007" .315 - 1.180 = ± 0.015" 1.180 - 4.724 = ± 0.020"

APPROVALS	DATE
DRAWN G.R.S.	09/30/03
CHECKED	
ISSUED	
SHEET 1 OF 1	

PART DESCRIPTION	PART NO.
MINI-UHF CRIMP PLUG (FOR RG-55/U, 223/U, 142/U, 400/U CABLE)	182324

DWG. NO.	REV.	SIZE	SCALE
182324.DWG	A	A	NA

Amphenol Connex