



TNC COAXIAL CONNECTORS

The Connex TNC connectors are made to a high quality level. Medium size coaxial connectors with thread coupling. 50 ohm impedance for applications up to 11 GHz and 75 ohm impedance up to 1 GHz. Cable entires full crimp or clamp type with soldered or crimp center contact.

75 OHM SERIES

Within the internationally standardized TNC mating face dimensions, a perfect 75 ohm characteristic impedance cannot be realized. However, at frequencies up to 1 GHz, the small impedance deviation is negligible for practical applications. A typical SWR of 1.15:1 at 1 GHz is achieved.

All 75 ohm TNC connectors and 50 ohm TNC connectors are intermateable.

Note: Silverplated bodies are available by adding "S" to end of part number. Nexcote (white bronze) plating with no nickel under body or center contact is available by adding "NEX" to end of part number.

ELECTRICAL SPECIFICATIONS

Impedance	50 ohm	75 ohm
Frequency Range	0–11 GHz	0–1 GHz
Working Voltage	500 Volts rms.	500 Volts rms.
Dielectric Withstanding Voltage	1500 Volts rms.	1500 Volts rms.
VSWR	1.3 max. 0–11 GHz	1.05 + 0.1f (GHz) DC to 1 GHz
Contact Resistance	Center contact 1.5 milliohm Outer contact 0.2 milliohm	Center contact 1.5 milliohm Outer contact 0.2 milliohm
Insulation Resistance	5000 megohms (min)	5000 megohms (min)

MATERIAL SPECIFICATIONS

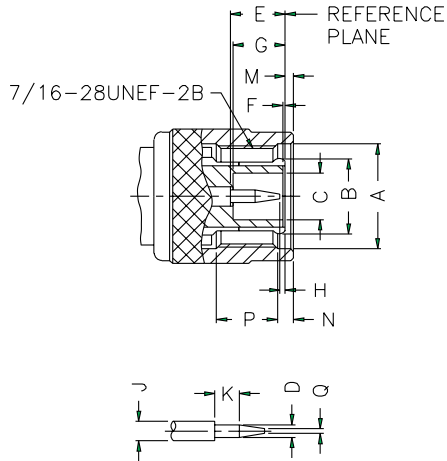
PARTS NAME		MATERIAL	FINISH
Center Contact	Male	Brass	Gold or Silver plated
	Female	Phosphor Bronze (nominal) or Beryllium Copper	Gold or Silver plated
Metal parts		Brass	Nickel*
Insulators		Teflon, Delrin, PBT polyester	None
Clamp gaskets		Silicone rubber, Synthetic rubber	None
Crimp ferrule		Annealed copper	Nickel*



TNC COAXIAL CONNECTORS

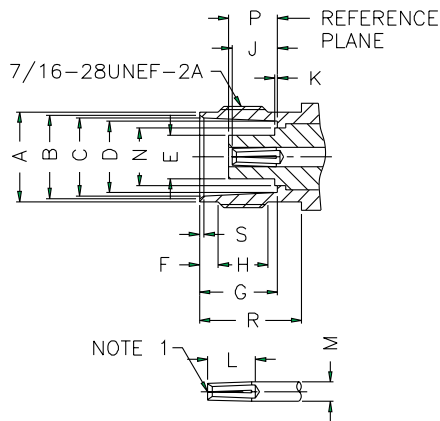
INTERFACE MATING DIMENSIONS

PLUG



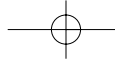
Letter	Millimeters [Inches]	
	Minimum	Maximum
A	11.18 [.440]	–
B	FLARED TO MEET GOOD ELECTRICAL CONTACT	
C	4.83 [.190]	–
D	1.32 [.052]	1.37 [.054]
E	5.33 [.210]	5.84 [.230]
F	0.15 [.006]	0.46 [.018]
G	5.28 [.208]	5.79 [.228]
H	0.08 [.003]	1.02 [.040]
J	2.06 [.081]	2.21 [.087]
K	1.98 [.078]	–
M	–	1.98 [.078]
N	1.60 [.063]	–
P	3.96 [.156]	–
Q	–	0.64 [.025]

JACK



Letter	Millimeters [Inches]	
	Minimum	Maximum
A	9.60 [.378]	9.70 [.382]
B	8.79 [.346]	9.04 [.356]
C	8.31 [.327]	8.46 [.333]
D	8.10 [.319]	8.15 [.321]
E	–	4.72 [.186]
F	1.73 [.068]	2.24 [.088]
G	8.31 [.327]	8.51 [.335]
H	4.75 [.187]	–
J	4.72 [.186]	5.23 [.206]
K	–	0.15 [.006]
L	4.95 [.195]	–
M	2.06 [.081]	2.21 [.087]
N	–	6.50 [.256]
P	4.78 [.188]	5.28 [.208]
R	10.52 [.414]	–
S	0.38 [.015]	0.76 [.030]

NOTE 1: I.D. TO MEET VSWR AND CONTACT RESISTANCE WHEN MATED WITH 1.32/1.37 MM DIA. PIN.



TNC COAXIAL CONNECTORS

All connector bodies, unless otherwise noted, are nickel plated. Center contacts are 3µ" gold plated. Insulators are Delrin, unless otherwise noted.

Silver plating and Teflon insulators are available on virtually all TNC connectors. Please contact Connex for samples and quotes.

All dimensions in millimeters and [inches].

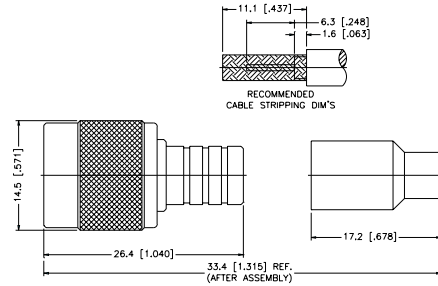
C A B L E G R O U P L E G E N D			
01	58/ 58A/ 58C/ 141/ 303/ LMR195™/ B7806A	06A	179/ U DOUBLE BRAIDED
01A	55/ 142/ 223/ 400	07	8/ 8A/ 213/ 393
01B	LMR200™/ B7807A	07A	214
02	58 PLENUM/THINNET/ 122U/ B88240/ B89907	07B	8X/ LMR240™/ B7808A
03	59/ 62/ 140/ 210	07C	B9913/ LMR400™/ B7810A/ B8214
03A	59/ U-20AWG	07D	B89913
04	59/ U PLENUM	07E	11
04A	59/ U PLENUM-20AWG	07F	11/ U-14AWG/ B8213/ B9292/ B7731/ B1859A
05	174/ 188A/ 316/ B7805A	08	6/ 143/ 212
05A	316/ U DOUBLE BRAIDED	08A	B1694A/ B9248
06	179/ 187/ B9221	08B	6 PLENUM/ B1695A
		09	B8227/ 89207
		10	.141 SEMI-RIGID/ 402/U
		11	.085 SEMI-RIGID/ 405/U
		12	.250 SEMI-RIGID
		13	.047 SEMI-RIGID/ B1674A
		14	178/ 196
		15	B8281/ B9231/ B9141
		15A	B88281
		16	180/ 195/ 122/ B8218/ B1865A/ B1855
		17	LMR600™
		18	AT&T734A/ B1505A
		19	AT&T735A/ B735A1

PLUG CRIMP ATTACHMENTS FOR FLEXIBLE AND SEMI-RIGID CABLE

STRAIGHT CRIMP PLUG — SINGLE CRIMP

P.N.	Cable Group	Finish	Insulation	Impedance	Crimp Tool
122100	01	Nickel	Delrin	50	E
122103	03	Nickel	Delrin	75	E
122104	02	Nickel	Delrin	50	E
122107	04	Nickel	Delrin	75	E

Remark: Only for solid center conductor cable

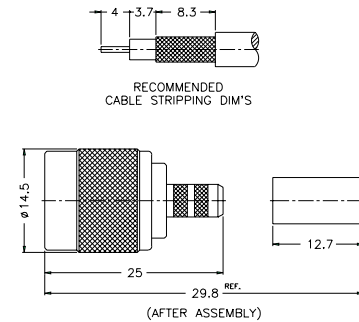


STRAIGHT CRIMP PLUG — STANDARD CABLE

P.N.	Cable Group	Finish	Insulation	Impedance	Crimp Tool
122108	01	Nickel	Delrin	50	A
122372	01A	Nickel	Delrin	50	A
122410	01B	Nickel	Delrin	50	A
122110	03	Nickel	Delrin	50	A
122111	03	Nickel	Delrin	75	A
122426	03A	Nickel	Delrin	75	A
122394	07	Nickel	Teflon	50	D
122398	07A	Nickel	Teflon	50	D
122408	07B	Nickel	Delrin	50	A
122393	07C	Nickel	Teflon	50	L
122470	07F	Nickel	Teflon	75	D
122390	08	Nickel	Delrin	75	E
122465	08A	Nickel	Teflon	75	A/H
122391	15	Nickel	Delrin	75	E
122417	17	Nickel	Teflon	50	.610 HEX
122951*	18	Nickel	Teflon	75	A
122950*	19	Nickel	Teflon	75	B

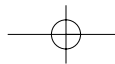
122471 — Nickel Teflon 50 N/A
TIMES LMR300™

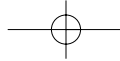
*Center contact .053" diameter, 30µ" Au.
True 75 ohm. Use .044 hex or 12-indent crimp



TNC COAXIAL CONNECTORS

For Reverse Polarized connectors, add RP to standard part number. Contact Connex marketing for availability.
For Reverse Threaded connectors, add RT to standard part number. Contact Connex marketing for availability.
For Crimp Tool information, see page 183.



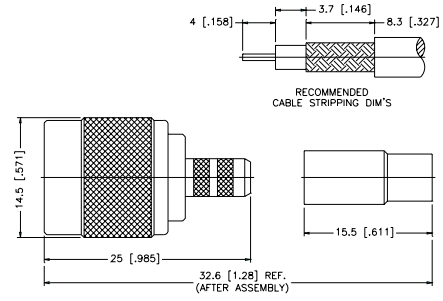


PLUG CRIMP ATTACHMENTS FOR FLEXIBLE AND SEMI-RIGID CABLE

For Cable Group Legend, see page 97

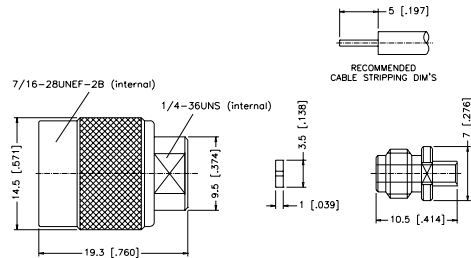
STRAIGHT CRIMP PLUG — PLENUM CABLE

P.N.	Cable Group	Finish	Insulation	Impedance	Crimp Tool
122112	02	Nickel	Delrin	50	A
122114	04	Nickel	Delrin	50	A
122115	04	Nickel	Delrin	75	A
122472	04A	Nickel	Delrin	75	A

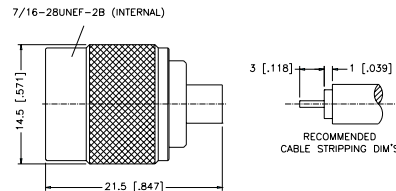


STRAIGHT SOLDER PLUG — SEMI-RIGID CABLE

P.N.	Cable Group	Finish	Insulation	Impedance	Crimp Tool
122387	11	Nickel/Gold	Teflon	50	N/A
122386	10	Nickel/Gold	Teflon	50	N/A
122386HEX	10	Nickel/Gold	Teflon	50	N/A
	HEX COUPLING NUT				



122387

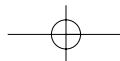
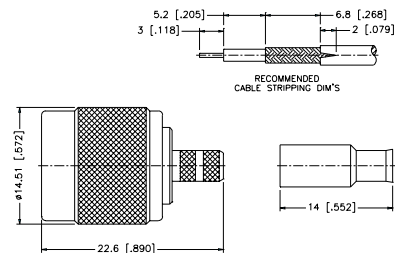


122386

STRAIGHT CRIMP PLUG — MINIATURE CABLE

P.N.	Cable Group	Finish	Insulation	Impedance	Crimp Tool
122116	05	Nickel	Delrin	50	B
122395	05	Nickel	Teflon	50	B
	HIGH FREQUENCY				
122375	05A	Nickel	Delrin	50	B
122117	06	Nickel	Delrin	75	B
122447	06A	Nickel	Delrin	75	B
122457	16	Nickel	Teflon	75	B

Remark: With teflon sleeve, Hex. crimp size .178"





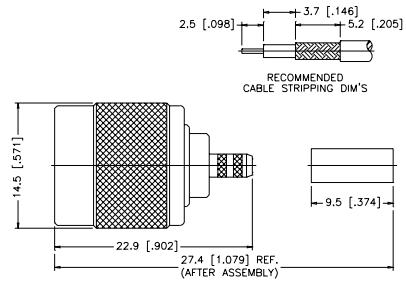

PLUG CRIMP ATTACHMENTS FOR FLEXIBLE AND SEMI-RIGID CABLE

For Cable Group Legend, see page 97

STRAIGHT CRIMP PLUG — PIN-IN-PIN — MINIATURE CABLE

P.N.	Cable Group	Finish	Insulation	Impedance	Crimp Tool
122118	05	Nickel	Delrin	50	B
122119	06	Nickel	Delrin	75	B
122429	14	Nickel	Delrin	50	B

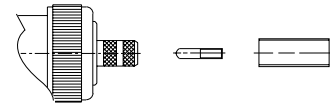
Remark: Hex. crimp size .128"



4-Way Indent Crimp
Tool No. 47001



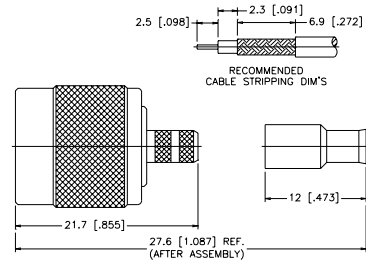

Ferrule Crimp Tool Crimped Size .128"
Tool No. 47-10150



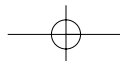
STRAIGHT CRIMP PLUG — MINIATURE CABLE

P.N.	Cable Group	Finish	Insulation	Impedance	Crimp Tool
122120	06	Nickel	TPX	75	B

Remark: TPX Insulator/75 ohm AVAILABLE ONLY



For Reverse Polarized connectors, add RP to standard part number. Contact Connex marketing for availability.
For Reverse Threaded connectors, add RT to standard part number. Contact Connex marketing for availability.
For Crimp Tool information, see page 183.



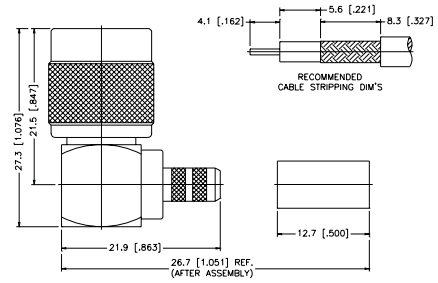

RIGHT ANGLE PLUG CRIMP ATTACHMENTS FOR FLEXIBLE AND SEMI-RIGID CABLE

For Cable Group Legend, see page 97

RIGHT ANGLE CRIMP/SOLDER PLUG — STANDARD CABLE

P.N.	Cable Group	Finish	Insulation	Impedance	Crimp Tool
122140	01	Nickel	Delrin	50	A
122430	01A	Nickel	Delrin	50	A
122142	03	Nickel	Delrin	50	A
122143	03	Nickel	Delrin	75	A
122411	01B	Nickel	Delrin	50	A
122414	07B	Nickel	Teflon	50	A
122416	07C	Nickel	Teflon	50	L
122464	17	Nickel	Teflon	50	.610 HEX

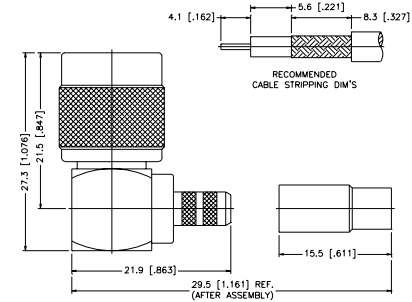
Remark: Cable center conductor solder to pin directly



RIGHT ANGLE CRIMP/SOLDER PLUG — PLENUM CABLE

P.N.	Cable Group	Finish	Insulation	Impedance	Crimp Tool
122144	02	Nickel	Delrin	50	A
122146	04	Nickel	Delrin	50	A
122147	04	Nickel	Delrin	75	A

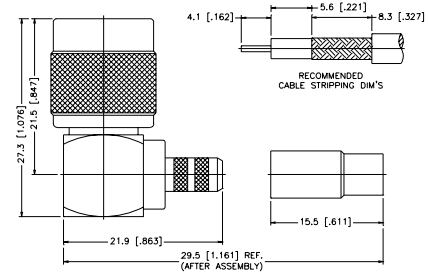

Remark: Cable center conductor solder to pin directly



RIGHT ANGLE CRIMP/SOLDER PLUG — MINIATURE CABLE

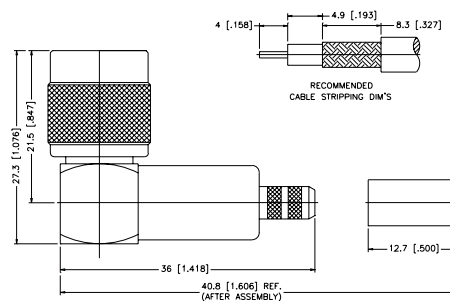
P.N.	Cable Group	Finish	Insulation	Impedance	Crimp Tool
122148	05	Nickel	Delrin	50	B
122407	05A	Nickel	Delrin	50	B
122149	06	Nickel	Delrin	75	B
122448	06A	Nickel	Delrin	75	B

Remark: Cable center conductor solder to pin directly, Hex. crimp size .178"



RIGHT ANGLE CRIMP/CRIMP PLUG — STANDARD CABLE

P.N.	Cable Group	Finish	Insulation	Impedance	Crimp Tool
122150	01	Nickel	Delrin	50	A
122152	03	Nickel	Delrin	50	A
122153	03	Nickel	Delrin	75	A
122365	01A	Nickel	Delrin	50	A



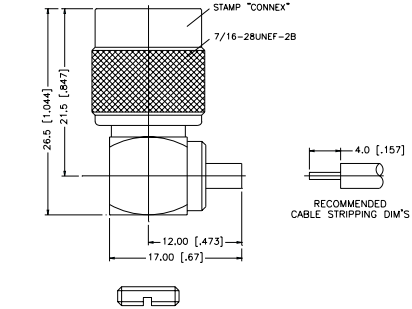


RIGHT ANGLE PLUG CRIMP ATTACHMENTS FOR FLEXIBLE AND SEMI-RIGID CABLE

For Cable Group Legend, see page 97

RIGHT ANGLE SOLDER PLUG — SEMI-RIGID CABLE

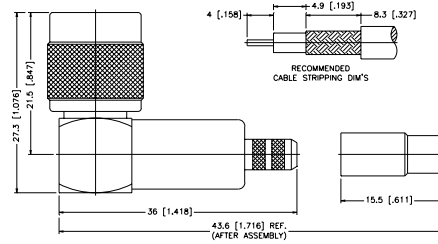

P.N.	Cable Group	Finish	Insulation	Impedance	Crimp Tool
122420	11	Nickel/Gold	Teflon	50	N/A
122422	10	Nickel/Gold	Teflon	50	N/A



RIGHT ANGLE CRIMP/CRIMP PLUG — PLENUM CABLE

P.N.	Cable Group	Finish	Insulation	Impedance	Crimp Tool
122154	02	Nickel	Delrin	50	A
122156	04	Nickel	Delrin	50	A
122157	04	Nickel	Delrin	75	A

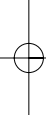
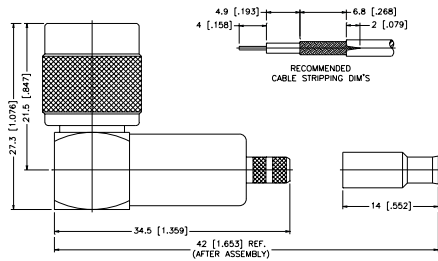
Remark: Crimp/Crimp Type



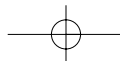
RIGHT ANGLE CRIMP/CRIMP PLUG — MINIATURE CABLE

P.N.	Cable Group	Finish	Insulation	Impedance	Crimp Tool
122158	05	Nickel	Delrin	50	B
122159	06	Nickel	Delrin	75	B
122376	05A	Nickel	Delrin	50	B

Remark: With teflon sleeve, Hex. crimp size .178", Crimp/Crimp Type



For Reverse Polarized connectors, add RP to standard part number. Contact Connex marketing for availability.
 For Reverse Threaded connectors, add RT to standard part number. Contact Connex marketing for availability.
 For Crimp Tool information, see page 183.

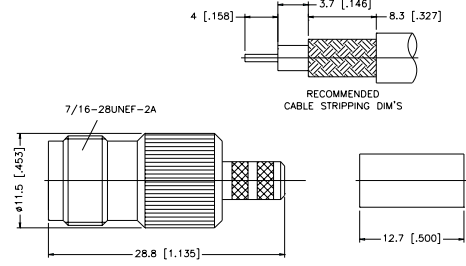



JACK CRIMP ATTACHMENTS FOR FLEXIBLE AND SEMI-RIGID CABLE

For Cable Group Legend, see page 97

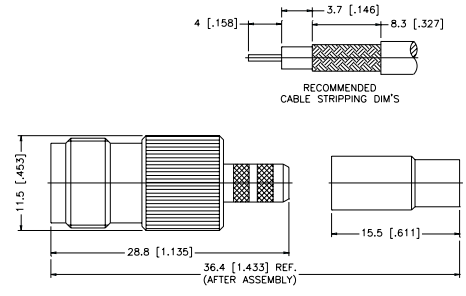

STRAIGHT CRIMP JACK — STANDARD CABLE

P.N.	Cable Group	Finish	Insulation	Impedance	Crimp Tool
Teflon/Captured					
122122	01	Nickel	Teflon	50	A
122124	03	Nickel	Teflon	50	A
122125	03	Nickel	Teflon	75	A
122373	01A	Nickel	Delrin	50	A
122412	01B	Nickel	Teflon	50	A
122392	07C	Nickel	Teflon	50	L
122409	07B	Nickel	Delrin	50	A
122453	15	Nickel	Teflon	50	E
122418	17	Nickel	Teflon	50	.610 HEX



STRAIGHT CRIMP JACK — PLENUM CABLE

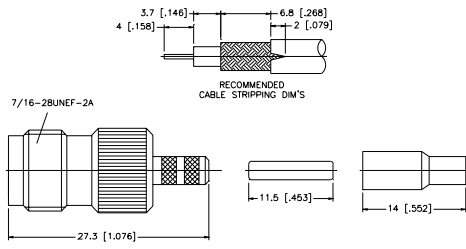

P.N.	Cable Group	Finish	Insulation	Impedance	Crimp Tool
Teflon/Captured					
122130	02	Nickel	Teflon	50	A
122132	04	Nickel	Teflon	50	A
122133	04	Nickel	Teflon	75	A
122473	04A	Nickel	Teflon	75	A



STRAIGHT CRIMP JACK — MINIATURE CABLE

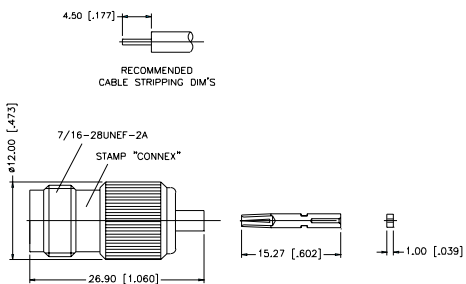
P.N.	Cable Group	Finish	Insulation	Impedance	Crimp Tool
122138	05	Nickel	Delrin	50	B
122377	05A	Nickel	Delrin	50	B
122139	06	Nickel	Delrin	75	B
122449	06A	Nickel	Delrin	75	B
122424	16	Nickel	Delrin	75	B

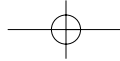
Remark: With teflon sleeve, Hex. crimp size .178"



STRAIGHT CRIMP JACK — SEMI-RIGID CABLE

P.N.	Cable Group	Finish	Insulation	Impedance	Crimp Tool
122421	11	Nickel/Gold	Teflon	50	N/A
122423	10	Nickel/Gold	Teflon	50	N/A





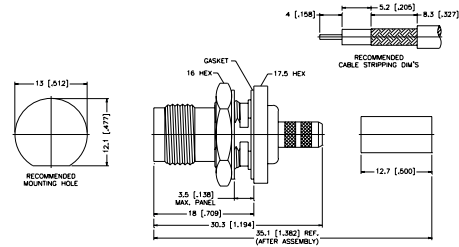
BULKHEAD JACK CRIMP ATTACHMENTS FOR FLEXIBLE AND SEMI-RIGID CABLE

For Cable Group Legend, see page 97

BULKHEAD CRIMP JACK — STANDARD CABLE

P.N.	Cable Group	Finish	Insulation	Impedance	Crimp Tool
Teflon/Captured					
122160	01	Nickel	Teflon	50	A
122162	03	Nickel	Teflon	50	A
122163	03	Nickel	Teflon	75	A
122363	01A	Nickel	Delrin	50	A
122413	01B	Nickel	Delrin	50	A
122415	07B	Nickel	Teflon	50	A
122405	07C	Nickel	Delrin	50	L
122382	08	Nickel	Teflon	75	E
122466	08A	Nickel	Teflon	75	A/H
122425	19	Nickel	Teflon	75	B

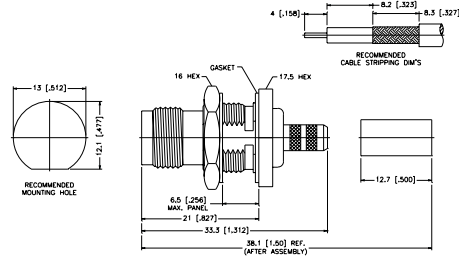
Remark: 3.5 [.138] Max. panel thickness



BULKHEAD CRIMP JACK — STANDARD CABLE

P.N.	Cable Group	Finish	Insulation	Impedance	Crimp Tool
Teflon/Captured					
122168	01	Nickel	Teflon	50	A
122170	03	Nickel	Teflon	50	A
122171	03	Nickel	Teflon	75	A

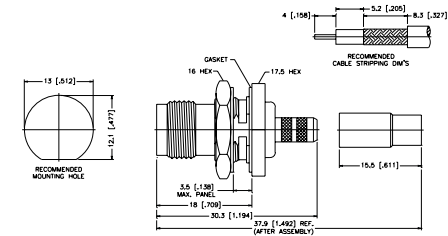
Remark: 6.5 [.256] Max. panel thickness



BULKHEAD CRIMP JACK — PLENUM CABLE

P.N.	Cable Group	Finish	Insulation	Impedance	Crimp Tool
Teflon/Captured					
122176	02	Nickel	Teflon	50	A
122178	04	Nickel	Teflon	50	A
122179	04	Nickel	Teflon	75	A

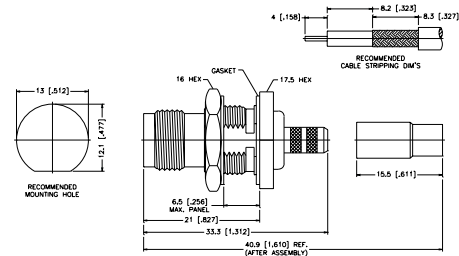
Remark: 3.5 [.138] Max. panel thickness



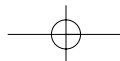
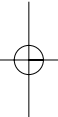
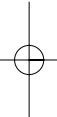
BULKHEAD CRIMP JACK — PLENUM CABLE

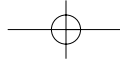
P.N.	Cable Group	Finish	Insulation	Impedance	Crimp Tool
Teflon/Captured					
122184	02	Nickel	Teflon	50	B
122186	04	Nickel	Teflon	50	B
122187	04	Nickel	Teflon	75	B

Remark: 6.5 [.256] Max. panel thickness



For Reverse Polarized connectors, add RP to standard part number. Contact Connex marketing for availability.
 For Reverse Threaded connectors, add RT to standard part number. Contact Connex marketing for availability.
 For Crimp Tool information, see page 183.





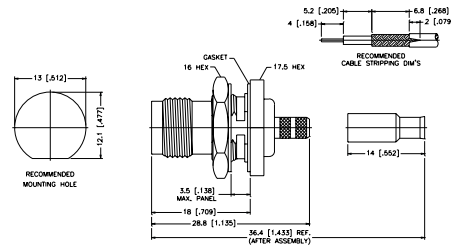
BULKHEAD JACK CRIMP ATTACHMENTS FOR FLEXIBLE AND SEMI-RIGID CABLE

For Cable Group Legend, see page 97

BULKHEAD CRIMP JACK — MINIATURE CABLE

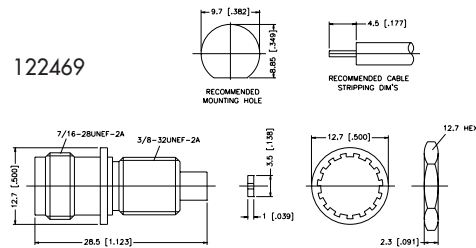
P.N.	Cable Group	Finish	Insulation	Impedance	Crimp Tool
122192	05	Nickel	Delrin	50	B
122428	05	Nickel	Teflon	50	B
FOR 6.5 [.256] PANEL					
122358	05A	Nickel	Delrin	50	B
122193	06	Nickel	Delrin	75	B
122450	06A	Nickel	Delrin	75	B
122370	14	Nickel	Delrin	50	B
122403	14	Nickel	Delrin	50	B
FOR 6.5 [.256] PANEL					
122441	16	Nickel	Teflon	75	B

Remark: With teflon sleeve, Hex. crimp size .178", 3.5 [.138] Max. panel thickness



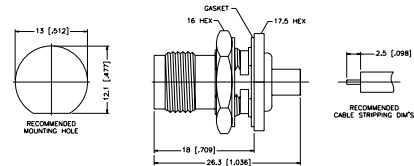
BULKHEAD SOLDER JACK — SEMI-RIGID CABLE — FRONT MOUNT

P.N.	Cable Group	Finish	Insulation	Impedance	Crimp Tool
122406	10	Nickel/Gold	Teflon	50	N/A
122469	10	Nickel/Gold	Teflon	50	N/A
FRONT MOUNT					



BULKHEAD SOLDER JACK — SEMI-RIGID CABLE — REAR MOUNT

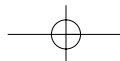
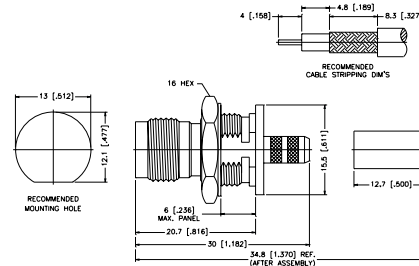

P.N.	Cable Group	Finish	Insulation	Impedance	Crimp Tool
122401	10	Nickel/Gold	Teflon	50	N/A
122400	11	Nickel/Gold	Teflon	50	N/A
122463	11	Nickel/Gold	Teflon	75	N/A
FRONT MOUNT					



BULKHEAD ISOLATED CRIMP JACK — STANDARD CABLE

P.N.	Cable Group	Finish	Insulation	Impedance	Crimp Tool
122202	01	Nickel	Teflon	50	A
122204	03	Nickel	Teflon	50	A
122205	03	Nickel	Teflon	75	A

Remark: 6.0 [.236] Max. panel thickness





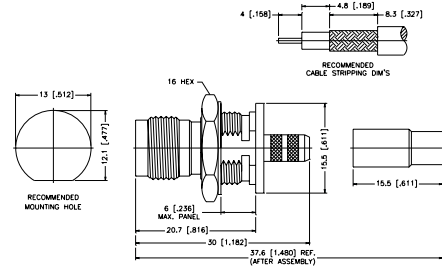
BULKHEAD JACK CRIMP ATTACHMENTS FOR FLEXIBLE AND SEMI-RIGID CABLE

For Cable Group Legend, see page 97

BULKHEAD ISOLATED CRIMP JACK — PLENUM CABLE

P.N.	Cable Group	Finish	Insulation	Impedance	Crimp Tool
122194	02	Nickel	Teflon	50	A
122196	04	Nickel	Teflon	50	A
122197	04	Nickel	Teflon	75	A

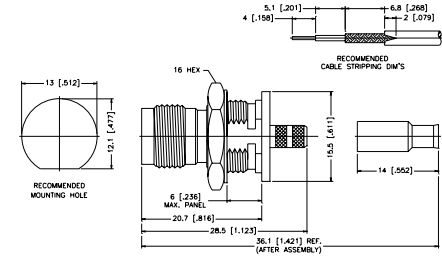
Remark: 6.0 [.236] Max. panel thickness



BULKHEAD ISOLATED CRIMP JACK — MINIATURE CABLE

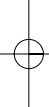
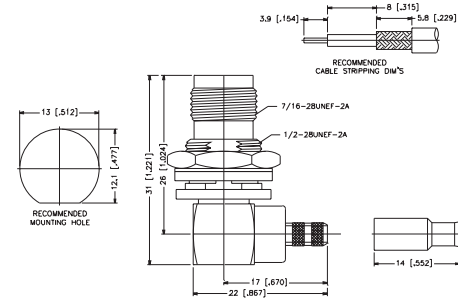
P.N.	Cable Group	Finish	Insulation	Impedance	Crimp Tool
122210	05	Nickel	Teflon	50	B
122211	06	Nickel	Teflon	75	B

Remark: With teflon sleeve, Hex. crimp size .178", 6.0 [.236] Max. panel thickness

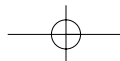


RIGHT ANGLE BULKHEAD CRIMP JACK

P.N.	Cable Group	Finish	Insulation	Impedance	Crimp Tool
122454	05	Nickel	Teflon	50	B



For Reverse Polarized connectors, add RP to standard part number. Contact Connex marketing for availability.
 For Reverse Threaded connectors, add RT to standard part number. Contact Connex marketing for availability.
 For Crimp Tool information, see page 183.



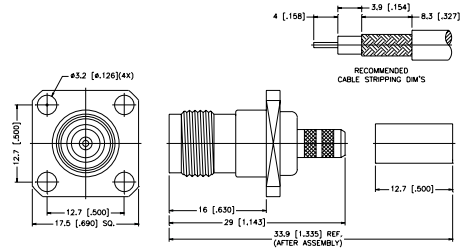

PANEL JACK CRIMP ATTACHMENTS FOR FLEXIBLE AND SEMI-RIGID CABLE/RECEPTACLE

For Cable Group Legend, see page 97

PANEL CRIMP JACK — STANDARD CABLE

P.N.	Cable Group	Finish	Insulation	Impedance	Crimp Tool
Teflon/Captured					
122230	01	Nickel	Teflon	50	A
122232	03	Nickel	Teflon	50	A
122233	03	Nickel	Teflon	75	A
122374	01A	Nickel	Teflon	50	A
Delrin/Noncaptured					
122234	01	Nickel	Delrin	50	A
122236	03	Nickel	Delrin	50	A
122237	03	Nickel	Delrin	75	A

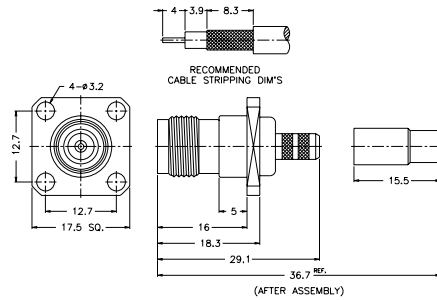
Remark: 5.0 [1.97] Max. panel thickness



PANEL CRIMP JACK — PLENUM CABLE

P.N.	Cable Group	Finish	Insulation	Impedance	Crimp Tool
Teflon/Captured					
122238	02	Nickel	Teflon	50	A
122240	04	Nickel	Teflon	50	A
122241	04	Nickel	Teflon	75	A

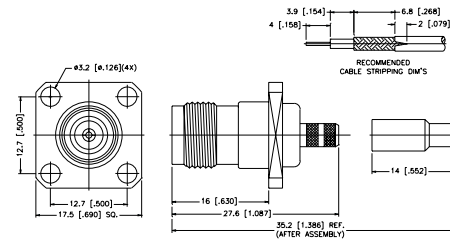
Remark: 5.0 [1.97] Max. panel thickness



PANEL CRIMP JACK — MINIATURE CABLE

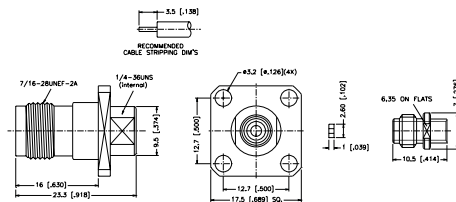

P.N.	Cable Group	Finish	Insulation	Impedance	Crimp Tool
122246	05	Nickel	Delrin	50	B
122379	05A	Nickel	Delrin	50	B
122247	06	Nickel	Delrin	75	B
122442	14	Nickel	Delrin	50	B
122460	16	Nickel	Delrin	75	B

Remark: With teflon sleeve, Hex. crimp size .178", 5.0 [1.97] Max. panel thickness



PANEL SOLDER JACK — SEMI-RIGID CABLE

P.N.	Cable Group	Finish	Insulation	Impedance	Crimp Tool
122419	10	Nickel/Gold	Teflon	50	N/A
122389	11	Nickel/Gold	Teflon	50	N/A



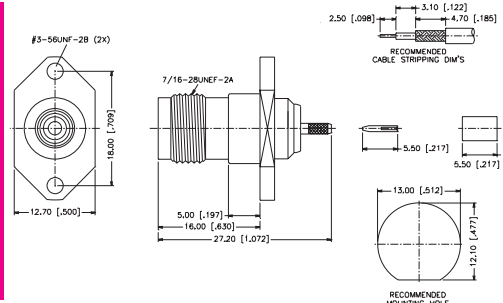


PANEL JACK CRIMP ATTACHMENTS FOR FLEXIBLE AND SEMI-RIGID CABLE/RECEPTACLE

For Cable Group Legend, see page 97

2-HOLE FLANGE PANEL JACK (REVERSE POLARIZED) — THREADED HOLES

P.N.	Cable Group	Finish	Insulation	Impedance	Crimp Tool
122458RP	05	Nickel	Teflon	50	B
122459RP	14	Nickel	Teflon	50	B

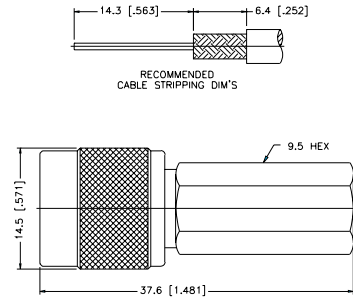


TWIST-ON ATTACHMENTS FOR FLEXIBLE CABLE

TWIST-ON PLUG

P.N.	Cable Group	Finish	Insulation	Impedance	Crimp Tool
122250	01	Nickel	Delrin	50	N/A
122252	03	Nickel	Delrin	50	N/A
122253	03	Nickel	Delrin	75	N/A
122254	02	Nickel	Delrin	50	N/A
122256	04	Nickel	Delrin	50	N/A
122257	04	Nickel	Delrin	75	N/A

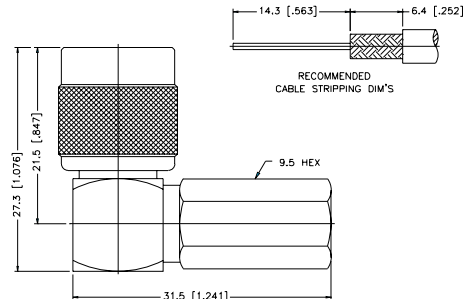

Remark: Only for solid center conductor cable



RIGHT ANGLE TWIST-ON PLUG

P.N.	Cable Group	Finish	Insulation	Impedance	Crimp Tool
122266	01	Nickel	Delrin	50	N/A
122268	03	Nickel	Delrin	50	N/A
122269	03	Nickel	Delrin	75	N/A
122270	02	Nickel	Delrin	50	N/A
122272	04	Nickel	Delrin	50	N/A
122273	04	Nickel	Delrin	75	N/A

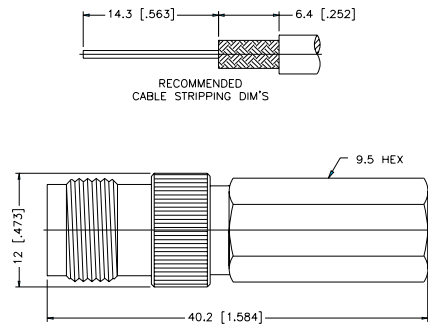
Remark: Only for solid center conductor cable



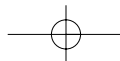
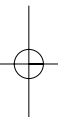
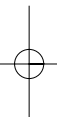
TWIST-ON JACK

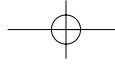
P.N.	Cable Group	Finish	Insulation	Impedance	Crimp Tool
122258	01	Nickel	Delrin	50	N/A
122260	03	Nickel	Delrin	50	N/A
122261	03	Nickel	Delrin	75	N/A
122262	02	Nickel	Delrin	50	N/A
122264	04	Nickel	Delrin	50	N/A
122265	04	Nickel	Delrin	75	N/A

Remark: Only for solid center conductor cable



For Reverse Polarized connectors, add RP to standard part number. Contact Connex marketing for availability.
For Reverse Threaded connectors, add RT to standard part number. Contact Connex marketing for availability.
For Crimp Tool information, see page 183.





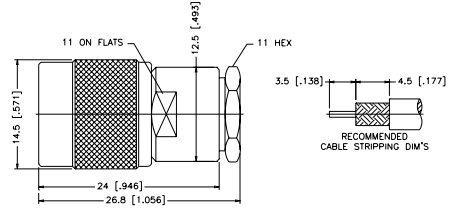
CLAMP ATTACHMENTS FOR FLEXIBLE CABLE

For Cable Group Legend, see page 97

STRAIGHT CLAMP PLUG — CAPTIVE CONTACT

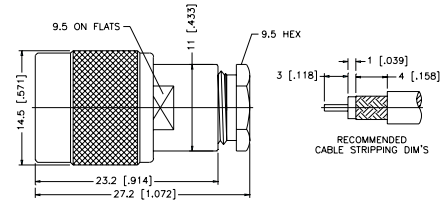
P.N.	Cable Group	Finish	Insulation	Impedance	Crimp Tool
122274	01	Nickel	Delrin	50	N/A
122276	03	Nickel	Delrin	50	N/A
122277	03	Nickel	Delrin	75	N/A
122278	02	Nickel	Delrin	50	N/A
122280	04	Nickel	Delrin	50	N/A
122281	04	Nickel	Delrin	75	N/A
122381	07	Nickel	Teflon	50	N/A
122397	07C	Nickel	Teflon	50	N/A

Remark: Barrel O.D., 12.5 mm



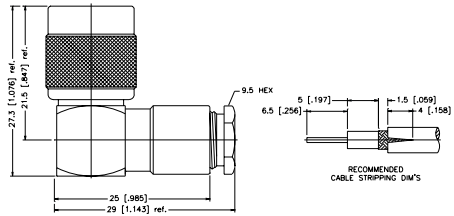

STRAIGHT CLAMP PLUG

P.N.	Cable Group	Finish	Insulation	Impedance	Crimp Tool
122282	01	Nickel	Delrin	50	N/A
122284	03	Nickel	Delrin	50	N/A
122285	03	Nickel	Delrin	75	N/A
122402	05	Nickel	Delrin	50	N/A



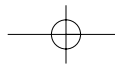
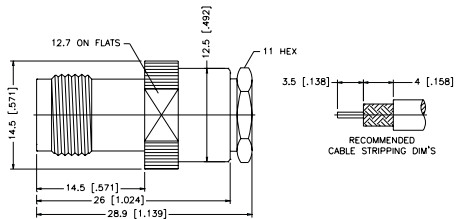

RIGHT ANGLE CLAMP PLUG

P.N.	Cable Group	Finish	Insulation	Impedance	Crimp Tool
122286	01	Nickel	Delrin	50	N/A
122288	03	Nickel	Delrin	50	N/A
122289	03	Nickel	Delrin	75	N/A
122290	02	Nickel	Delrin	50	N/A
122292	04	Nickel	Delrin	50	N/A
122293	04	Nickel	Delrin	75	N/A



STRAIGHT CLAMP JACK — CAPTIVE CONTACT

P.N.	Cable Group	Finish	Insulation	Impedance	Crimp Tool
122294	01	Nickel	Teflon	50	N/A
122296	03	Nickel	Teflon	50	N/A
122297	03	Nickel	Teflon	75	N/A
122298	02	Nickel	Teflon	50	N/A
122300	04	Nickel	Teflon	50	N/A
122301	04	Nickel	Teflon	75	N/A
122446	07	Nickel	Teflon	50	N/A



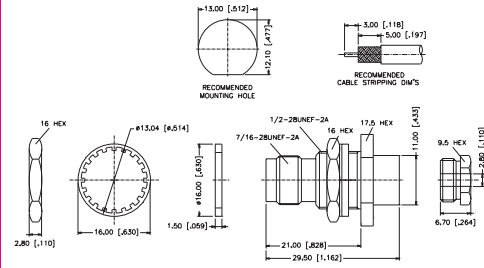



CLAMP ATTACHMENTS FOR FLEXIBLE CABLE

For Cable Group Legend, see page 97

BULKHEAD CLAMP JACK

P.N.	Cable Group	Finish	Insulation	Impedance	Crimp Tool
122452	05	Nickel	Teflon	50	N/A

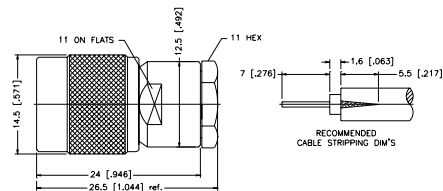


WEDGE COMPRESSION ATTACHMENTS FOR FLEXIBLE CABLE

WEDGE COMPRESSION PLUG

P.N.	Cable Group	Finish	Insulation	Impedance	Crimp Tool
122302	01	Nickel	Delrin	50	N/A
122304	03	Nickel	Delrin	50	N/A
122305	03	Nickel	Delrin	75	N/A
122306	02	Nickel	Delrin	50	N/A
122308	04	Nickel	Delrin	50	N/A
122309	04	Nickel	Delrin	75	N/A

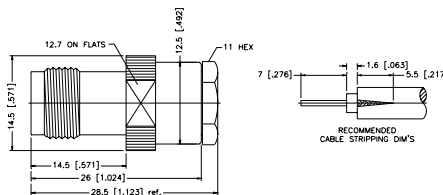

Remark: With wedge pin



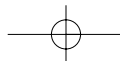
WEDGE COMPRESSION JACK

P.N.	Cable Group	Finish	Insulation	Impedance	Crimp Tool
122310	01	Nickel	Teflon	50	N/A
122312	03	Nickel	Teflon	50	N/A
122313	03	Nickel	Teflon	75	N/A
122314	02	Nickel	Teflon	50	N/A
122316	04	Nickel	Teflon	50	N/A
122317	04	Nickel	Teflon	75	N/A

Remark: With wedge contact



For Reverse Polarized connectors, add RP to standard part number. Contact Connex marketing for availability.
 For Reverse Threaded connectors, add RT to standard part number. Contact Connex marketing for availability.
 For Crimp Tool information, see page 183.

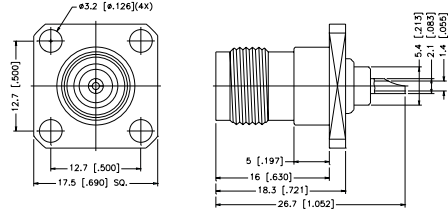


PANEL RECEPTACLES

For Cable Group Legend, see page 97

PANEL RECEPTACLE JACK

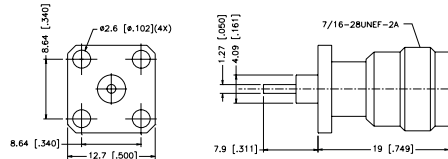
P.N.	Cable Group	Finish	Insulation	Impedance	Crimp Tool
122248	N/A	Nickel	Teflon	50	N/A
122249	N/A	Nickel	Teflon	75	N/A



PANEL RECEPTACLE — EXTENDED TEFLON POST — 0.500 FLANGE

P.N.	Cable Group	Finish	Insulation	Impedance	Crimp Tool
122385	N/A	Nickel	Teflon	50	N/A

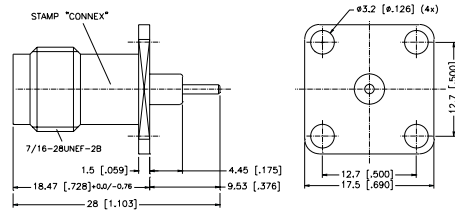
Note: Consult factory for other lengths available.



PANEL RECEPTACLE — EXTENDED TEFLON POST

P.N.	Cable Group	Finish	Insulation	Impedance	Crimp Tool
122396	N/A	Nickel	Teflon	50	N/A

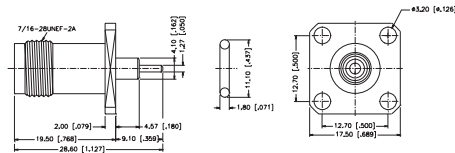
Note: Consult factory for other lengths available.

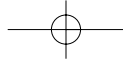


PANEL RECEPTACLE — EXTENDED TEFLON POST — GASKET SEAL

P.N.	Cable Group	Finish	Insulation	Impedance	Crimp Tool
122443	N/A	Nickel	Teflon	50	N/A

Note: Consult factory for other lengths available.



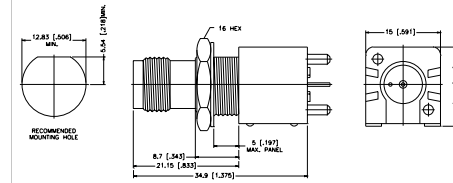


PRINTED CIRCUIT BOARD/STRAIGHT R/A TERMINALS

For Cable Group Legend, see page 97

COMMERCIAL STRAIGHT PCB MOUNT JACK

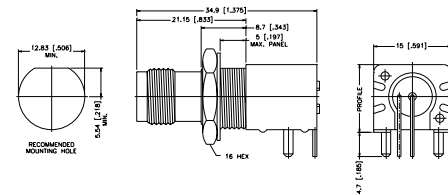
P.N.	Cable Group	Finish	Insulation	Impedance	Crimp Tool
White Housing					
122318	N/A	Nickel	Polypropylene	50	N/A
122319	N/A	Nickel	Polypropylene	75	N/A
Black Housing					
122320	N/A	Nickel	Polypropylene	50	N/A
122321	N/A	Nickel	Polypropylene	75	N/A
122383	N/A	Nickel	Diecast body	50	N/A



Mounting Hole Dia. see "TYPE G" page 185

COMMERCIAL RIGHT ANGLE PCB MOUNT JACK

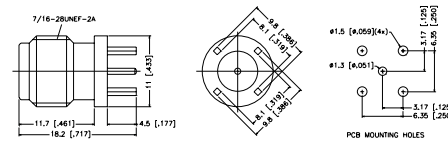
P.N.	Cable Group	Finish	Insulation	Impedance	Crimp Tool
High Profile, 15.88 mm White					
122322	N/A	Nickel	Polypropylene	50	N/A
122323	N/A	Nickel	Polypropylene	75	N/A
High Profile, 15.88 mm Black					
122324	N/A	Nickel	Polypropylene	50	N/A
122325	N/A	Nickel	Polypropylene	75	N/A
122384	N/A	Nickel	Diecast body	50	N/A
Low Profile, 13.1 mm White					
122326	N/A	Nickel	Polypropylene	50	N/A
122327	N/A	Nickel	Polypropylene	75	N/A
Low Profile, 13.1 mm Black					
122328	N/A	Nickel	Polypropylene	50	N/A
122329	N/A	Nickel	Polypropylene	75	N/A



Mounting Hole Dia. see "TYPE H" page 185

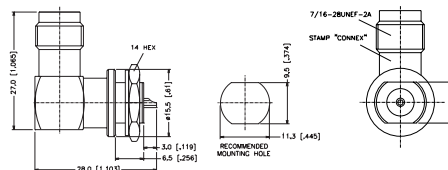
STRAIGHT PCB MOUNT RECEPTACLE JACK

P.N.	Cable Group	Finish	Insulation	Impedance	Crimp Tool
122440	N/A	Nickel	Teflon	50	N/A
122439	N/A	Nickel	Teflon	75	N/A

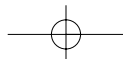


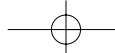
RIGHT ANGLE BULKHEAD RECEPTACLE

P.N.	Cable Group	Finish	Insulation	Impedance	Crimp Tool
122368	N/A	Nickel	Teflon	50	N/A



For Reverse Polarized connectors, add RP to standard part number. Contact Connex marketing for availability.
 For Reverse Threaded connectors, add RT to standard part number. Contact Connex marketing for availability.
 For Crimp Tool information, see page 183.





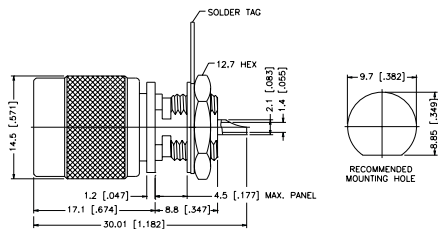
BULKHEAD RECEPTACLE/SOLDER POT TERMINALS

For Cable Group Legend, see page 97

BULKHEAD RECEPTACLE PLUG

P.N.	Cable Group	Finish	Insulation	Impedance	Crimp Tool
122330	N/A	Nickel	Delrin	50	N/A
122331	N/A	Nickel	Delrin	75	N/A

Remark: 4.5 [.177] Max. panel thickness

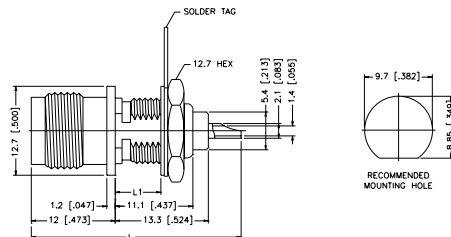


BULKHEAD RECEPTACLE JACK

P.N.	Cable Group	Finish	Insulation	Impedance	Crimp Tool
L = 3.2 [.126] panel thickness, L = 26.7 [1.05]					
122332	N/A	Nickel	Delrin	50	N/A
122333	N/A	Nickel	Delrin	75	N/A

L = 6.5 [.256] panel thickness, L = 30.0 [1.18]					
122334	N/A	Nickel	Delrin	50	N/A
122335	N/A	Nickel	Delrin	75	N/A

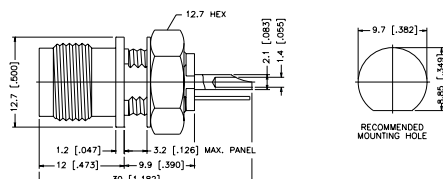
L1 = 9.5 [.374] panel thickness, L = 33.0 [1.30]					
122336	N/A	Nickel	Delrin	50	N/A
122337	N/A	Nickel	Delrin	75	N/A



BULKHEAD RECEPTACLE ISOLATED JACK

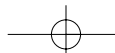
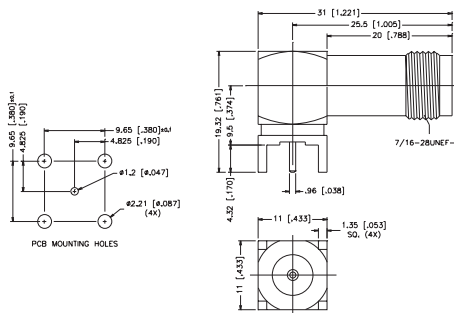
P.N.	Cable Group	Finish	Insulation	Impedance	Crimp Tool
122338	N/A	Nickel	Nylon	50	N/A
122339	N/A	Nickel	Nylon	75	N/A

Remark: Isolated from ground, 3.2 [.126] Max. panel thickness



RIGHT ANGLE PCB MOUNT RECEPTACLE — METAL BODY

P.N.	Cable Group	Finish	Insulation	Impedance	Crimp Tool
122462	N/A	Nickel	Teflon	50	N/A





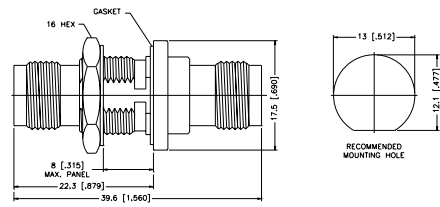
BULKHEAD FEEDTHROUGH ADAPTERS

For Cable Group Legend, see page 97

JACK-TO-JACK BULKHEAD ADAPTER

P.N.	Cable Group	Finish	Insulation	Impedance	Crimp Tool
122340	N/A	Nickel	Delrin	50	N/A
122341	N/A	Nickel	Delrin	75	N/A

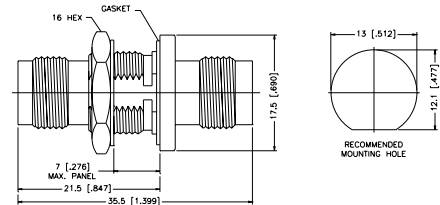
Remark: 8.0 mm Max. panel thickness



JACK-TO-JACK BULKHEAD ADAPTER

P.N.	Cable Group	Finish	Insulation	Impedance	Crimp Tool
122342	N/A	Nickel	Delrin	50	N/A
122343	N/A	Nickel	Delrin	75	N/A

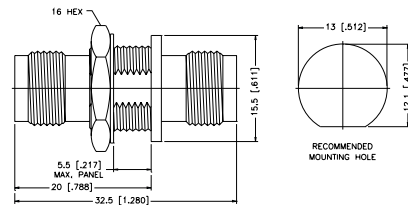
Remark: 7.0 mm Max. panel thickness



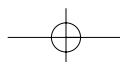
JACK-TO-JACK BULKHEAD ADAPTER

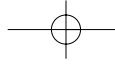
P.N.	Cable Group	Finish	Insulation	Impedance	Crimp Tool
122344	N/A	Nickel	Delrin	50	N/A
122345	N/A	Nickel	Delrin	75	N/A

Remark: Without gasket, 5.5 mm Max. panel thickness



For Reverse Polarized connectors, add RP to standard part number. Contact Connex marketing for availability.
 For Reverse Threaded connectors, add RT to standard part number. Contact Connex marketing for availability.
 For Crimp Tool information, see page 183.





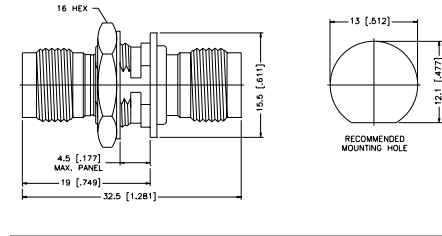
BULKHEAD FEEDTHROUGH ADAPTERS

For Cable Group Legend, see page 97

JACK-TO-JACK BULKHEAD — ISOLATED ADAPTER

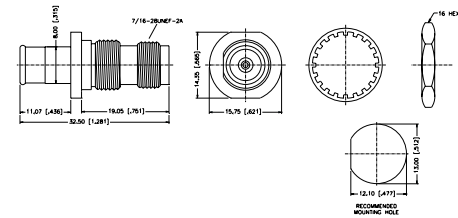
P.N.	Cable Group	Finish	Insulation	Impedance	Crimp Tool
122346	N/A	Nickel	Delrin	50	N/A
122347	N/A	Nickel	Delrin	75	N/A

Remark: With isolated bushing, 4.5 mm Max. panel thickness



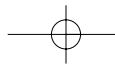
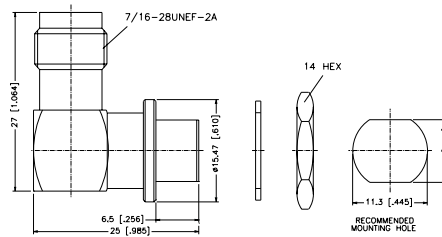
JACK-TO-PLUG BULKHEAD ADAPTER — PUSH ON

P.N.	Cable Group	Finish	Insulation	Impedance	Crimp Tool
122380	N/A	Nickel	Teflon	75	N/A



BULKHEAD RIGHT ANGLE TNC FEMALE TO MCX FEMALE ADAPTER

P.N.	Cable Group	Finish	Insulation	Impedance	Crimp Tool
122427	N/A	Nickel	Teflon	50	N/A



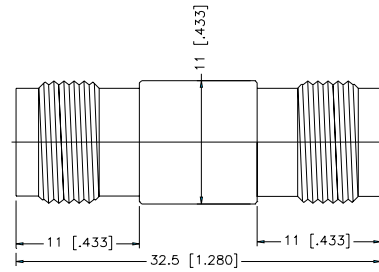


ADAPTERS

For Cable Group Legend, see page 97

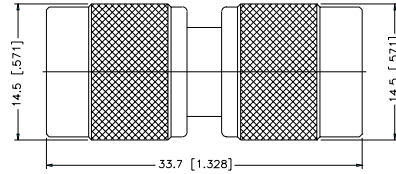
JACK-TO-JACK ADAPTER

P.N.	Cable Group	Finish	Insulation	Impedance	Crimp Tool
122348	N/A	Nickel	Delrin	50	N/A
122349	N/A	Nickel	Delrin	75	N/A



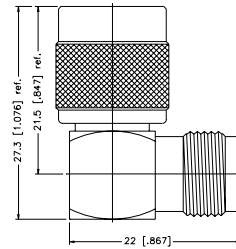
PLUG-TO-PLUG ADAPTER

P.N.	Cable Group	Finish	Insulation	Impedance	Crimp Tool
122350	N/A	Nickel	Delrin	50	N/A
122351	N/A	Nickel	Delrin	75	N/A

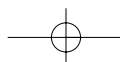


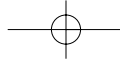
RIGHT ANGLE ADAPTER — PLUG-TO-JACK

P.N.	Cable Group	Finish	Insulation	Impedance	Crimp Tool
122352	N/A	Nickel	Delrin	50	N/A
122353	N/A	Nickel	Delrin	75	N/A



For Reverse Polarized connectors, add RP to standard part number. Contact Connex marketing for availability.
 For Reverse Threaded connectors, add RT to standard part number. Contact Connex marketing for availability.
 For Crimp Tool information, see page 183.



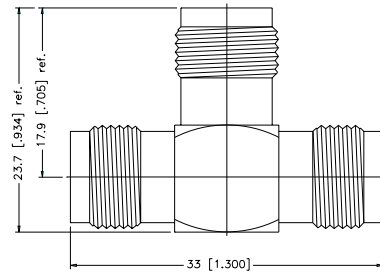


TEE ADAPTERS

For Cable Group Legend, see page 97

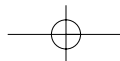
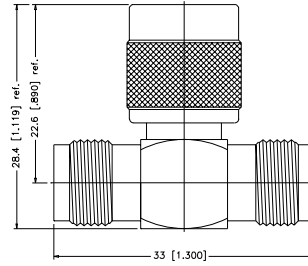
TEE ADAPTER — JACK-TO-JACK-TO-JACK

P.N.	Cable Group	Finish	Insulation	Impedance	Crimp Tool
122354	N/A	Nickel	Delrin	50	N/A
122355	N/A	Nickel	Delrin	75	N/A



TEE ADAPTER — JACK-TO-PLUG-TO-JACK

P.N.	Cable Group	Finish	Insulation	Impedance	Crimp Tool
122356	N/A	Nickel	Delrin	50	N/A
122357	N/A	Nickel	Delrin	75	N/A



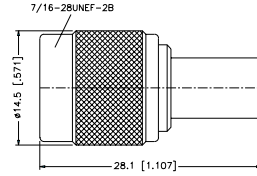



TERMINATORS

For Cable Group Legend, see page 97

TNC TERMINATOR PLUG

P.N.	Cable Group	Finish	Insulation	Impedance	Crimp Tool
202117	N/A	Nickel	Delrin	50	N/A
202118	N/A	Nickel	Delrin	75	N/A



TNC COAXIAL CONNECTORS

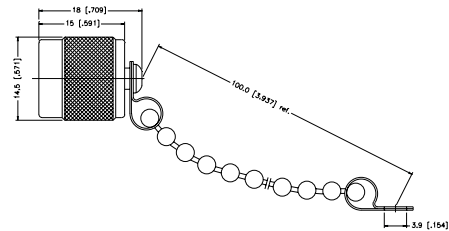


ACCESSORIES

TNC MALE CAP & CHAIN

P.N.	Cable Group	Finish	Insulation	Impedance	Crimp Tool
202101	N/A	Nickel	N/A	N/A	N/A

Remark: Chain Length 100 mm



For Reverse Polarized connectors, add RP to standard part number. Contact Connex marketing for availability.
 For Reverse Threaded connectors, add RT to standard part number. Contact Connex marketing for availability.
 For Crimp Tool information, see page 183.

