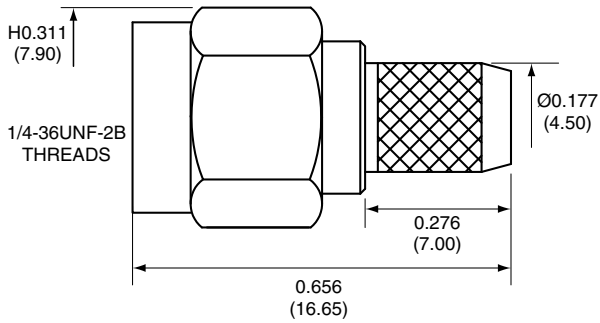
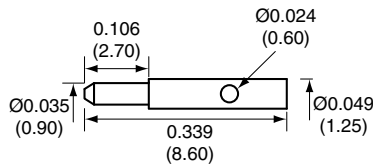


1			2	3	4
Description	Material	Finish			
Body	Brass	Nickel			
Pin	BE CU	Gold			
Insulation	Teflon	Teflon			
Washer	PH Bronze	Gold			
Gasket	SI Rubber	Rubber			
Crimp Ring	Brass	Nickel			

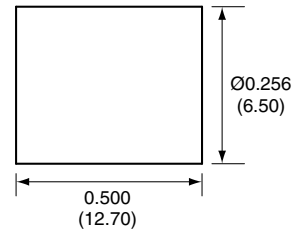
SIDE VIEW



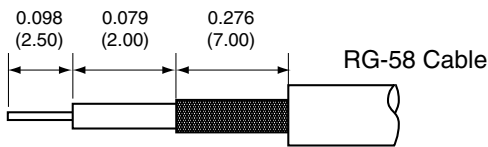
PIN



CRIMP RING



RECOMMENDED CABLE STRIPPING DIMENSIONS



CONSMA007-R58 ASSEMBLY INSTRUCTIONS

1. Solder the pin to the center conductor.
2. Insert the pin, center conductor, and insulator into the body until the top of the pin is even with the body.
3. Wrap the braid around the tail of the body and crimp the ring with a hex crimp tool.

Title SMA MALE CABLE END CRIMP FOR RG58 CABLE		CONNECTOR CITY 159 ORT LANE MERLIN, OR 97532	
Part No. CONSMA007-R58	Revision: 1.0	PH (541)-471-6256 FAX (541)-471-6251	
Dimensions: INCHES (mm)	Date: 6/2/2006	Sheet 1 of 1	



1

2

3

4