

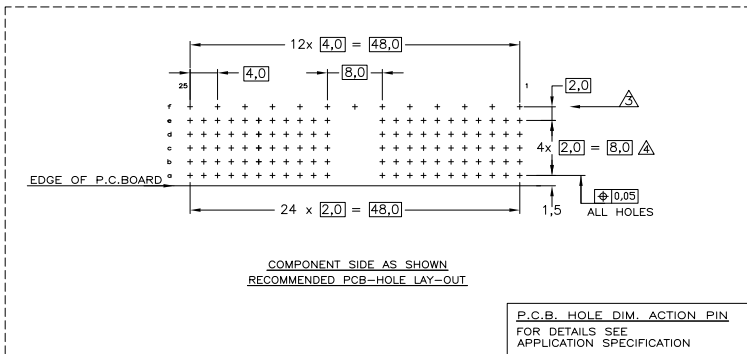
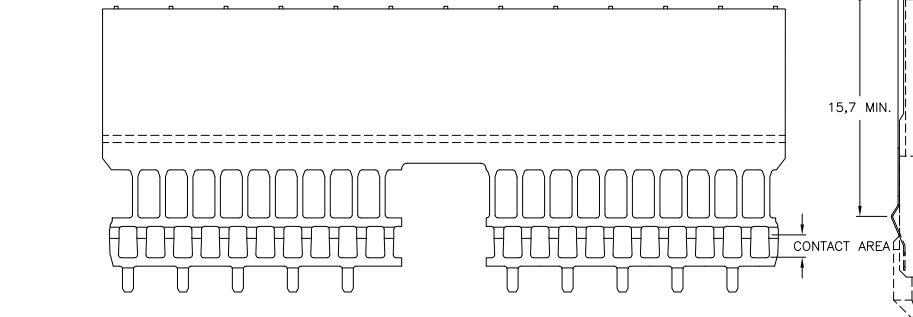
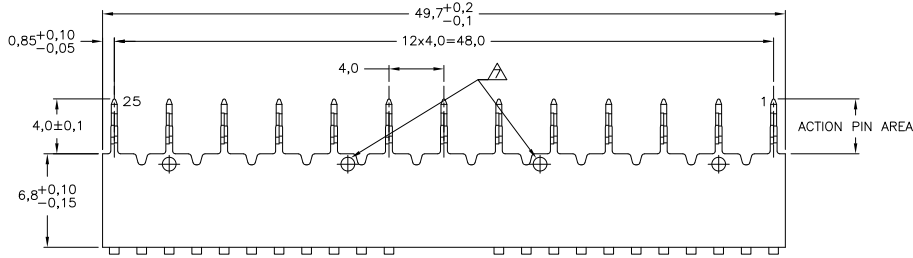
4

3

2

1

THIS DRAWING IS UNPUBLISHED. RELEASED FOR PUBLICATION
 © COPYRIGHT BY TYCO ELECTRONICS CORPORATION. ALL RIGHTS RESERVED.



LOC	DIST	REVISIONS			
ES	-	F	REV PER ECR09-012790	08JUN09	K.L. S.Y.
		F2	REV PER ECR09-012790	08JUN09	K.L. S.Y.
		F3	REV PER ECR09-021826	05SEP09	KK AEG
		G	ECR-10-019054	15SEP10	DP MQW

NOTES:

- 1 PLATING:
CONTACT AREA : 0.76um Au. MIN. OVER 1.27um Ni MIN.
ACTION PIN : 0.5um SnPb MIN.
REMAINDER : Ni
- 2 MATERIAL; PHOSPHOR BRONZE.
- 3 ROW "f" 13 PLATED THROUGH HOLES FOR UPERSHIELD
- 4 HOLE PATTERN FOR FEMALE CONNECTOR TYPE A
110 PLATED-THROUGH HOLES AT 2x2mm SQUARE GRID.
- 5 SHIELD LUBRICATED WITH BELLCORE APPROVED LUBRICANT.
TECHNICAL REF: TR-NWT-001217 ISSUE 1, SEPT. 1992.
- 6 PLATING:
CONTACT AREA : 0.76um Au. MIN. OVER 1.27um Ni MIN.
ACTION PIN : 0.5um SnPb MIN. ASTM B579 60/40
REMAINDER : Ni
- 7 OPTIONAL DIMPLES AT DISCRETION OF DIE ENGINEER.
- 8 OBSOLETE PARTS: OBSOLETE CIS STREAMLINING PER D.RENAUD/D.SINISI

6	5	2	9-338107-1
1	5	2	338107-9
1	2	2	338107-2
FINISH		PARTNUMBER	

THIS DRAWING IS A CONTROLLED DOCUMENT.

DRW. D. TRUREN	28-11-98	Tyco Electronics Corporation s--Hertogenbosch,5222AR-32
CHK. v.d. HEIJDEN	28-11-98	
W. F. v. KONINGSBRUGGE	NAME	Z-PACK 2mm HM
PRODUCT SPEC	108-19082	GROUND RETURN UPPER SHIELD
APPLICATION SPEC	114-19029	TYPE A
REVISION	A2	00779
CUSTOMER DRAWING	SCALE 5:1	SHEET 1 OF 1

RESTRICTED TO: G

AMP 1471-9 REV 31MM2000

338107