REV.	DATE	DESCRIPTION
A	11/21/02	MODIFY PLATING SPEC
B	01/24/03	UPDATE DRAWING FORMAT
C	01/07/04	MODIFY BODY LENGTH / COVER

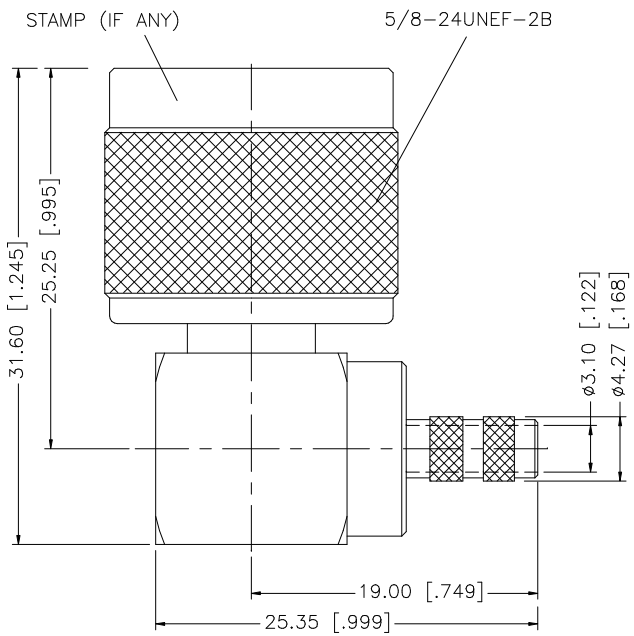

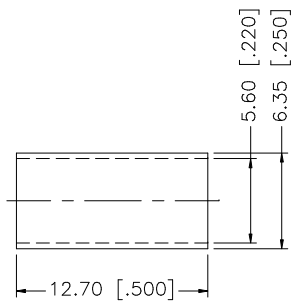

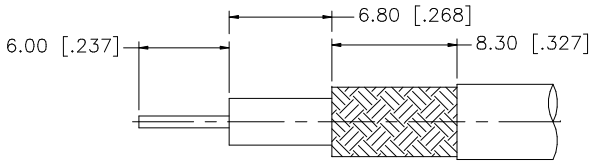

RECOMMENDED
CABLE STRIPPING DIM'S

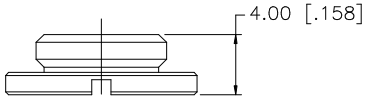

NOTE:

1. CRIMPED FERRULE
   HEX. CRIMP SIZE .213"
2. CONTACT PIN TO SOLDER.

	DESCRIPTION	MATERIAL	FINISH	QTY
8				
7				
6				
5	CLAMP NUT	BRASS	NEXCOTE	1
4	FERRULE	COPPER	NEXCOTE	1
3	CONTACT PIN	BRASS	GOLD	1
2	INSULATOR	TEFLON	NATURAL	1
1	BODY	BRASS	NEXCOTE	1

UNLESS OTHERWISE SPECIFIED DIMENSIONS ARE IN MILLIMETERS. DIMENSIONS IN [ ] ARE IN INCHES AND FOR CUSTOMER REFERANCE ONLY.

UNLESS OTHERWISE SPECIFIED TOLERANCES FOR MILLIMETERS ARE:
0.5 – 8mm ± 0.20mm
8 – 30mm ± 0.40mm
30 – 120mm ± 0.50mm

UNLESS OTHERWISE SPECIFIED TOLERANCES FOR INCHES ARE:
.020 – .315 = ± 0.007"
.315 – 1.180 = ± 0.015"
1.180 – 4.724 = ± 0.020"

DO NOT SCALE DRAWING

APPROVALS		DATE
DRAWN	G.R.S.	01/07/04
CHECKED		
ISSUED		
SHEET	1 OF 1	
CAD FILE	C:/172/172178.DWG	

Amphenol Connex

PART DESCRIPTION
N R/A CRIMP PLUG
(FOR RG-55/U, 142A/U, 223/U, 400/U CABLE)

PART NO. 172178

DWG. NO.	REV.	SIZE	SCALE
172178.DWG	C	A	NA

Downloaded from Elcodis.com electronic components distributor