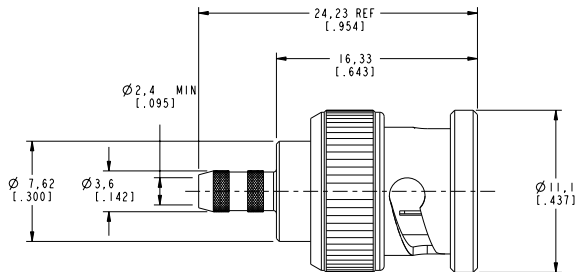
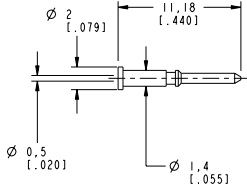
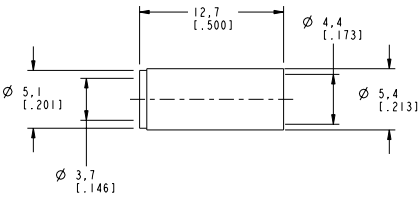


NOTES:

-

SCALE 1.500



CUSTOMER OUTLINE DRAWING

ALL OTHER SHEETS ARE FOR INTERNAL USE ONLY

UNLESS OTHERWISE SPECIFIED, DIMENSIONS ARE IN MM (INCHES) AND TOLERANCES ARE: 0.5 - 6mm ±0.4mm 6 - 30mm ±0.5mm 30 - 120mm ±0.6mm	MATERIAL DRAWN C. McGRATH DATE 8/16/01 ENGINEER O. BARTHELME DATE 8/16/01 APPROVED O. BARTHELME DATE 8/22/01	TITLE MINI BNC CRIMP PLUG (FOR 735A CABLE)	Amphenol Amphenol Corporation Communication and Network Products Division Danbury, CT U.S.A. 06810 SCALE: 3.0:1 SHEET 2 OF 2
NOTICE - These drawings, specifications, or other data (1) are, and remain the property of Amphenol Corp. (2) must be returned upon request; and (3) are confidential and not to be disclosed to any person other than those to whom they are given by Amphenol Corp. The furnishing of these drawings, specifications, or other data by Amphenol Corp., or to any other person for any purpose is not to be regarded by implication or otherwise in any manner licensing, granting rights or permitting such holder or any other person to manufacture, use, sell any product, process or method, patented or otherwise, that may in any way be related to or disclosed by said drawings, specifications, or other data.	REFERENCE EAR 364 GEN# ASSYM3.BNC75	CAD FILE 1:BNCT531-70251 CODE 11 DWG SIZED 74868 B 31-70251	REV C