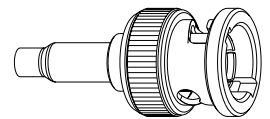


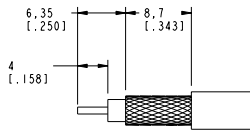
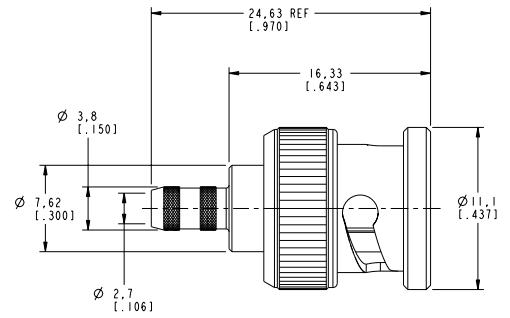
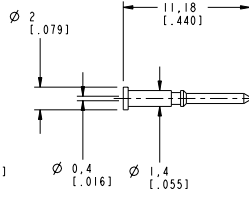
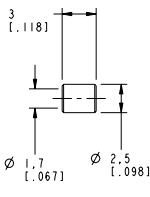
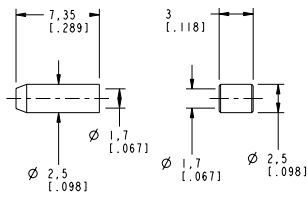
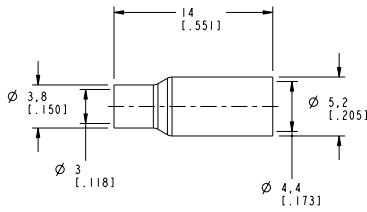
31-70261		REVISIONS			
DRAWING NO.	REV	DESCRIPTION	DATE	ECO	APPR
THIRD ANGLE PROJ.	A	RELEASE TO MFG.	3/6/02	43986	CPM

NOTES:

- MATERIALS OF CONSTRUCTION:  
 SHELL, BODY, BARREL, FERRULE, SPACER & RETAINER RING = BRASS (ASTM-B16 H02, C36000), NICKEL PLATED (.000100 MIN THICK)  
 CONTACT PIN = BRASS (ASTM-B16 H02, C36000), GOLD PLATED (.000030 MIN THICK)  
 WASHER = BRASS (Q0-B-613), NICKEL PLATED (.000100 MIN THICK)  
 SPRING = COPPER ALLOY, NICKEL PLATED (.000200 MIN THICK)  
 INSULATOR = PTFE (ASTM D 1710 OR EQUIV.)  
 GASKET = SILICONE RUBBER, COLOR RED  
 SLEEVE = DELRIN, NATURAL
- CRIMPED FERRULE = HEX CRIMP SIZE .178  
 CONTACT PIN TO SOLDER



SCALE 2.000



RECOMMENDED CABLE  
 STRIPPING DIMENSIONS  
 SCALE 2.000

**CUSTOMER OUTLINE DRAWING**  
 ALL OTHER SHEETS ARE FOR INTERNAL USE ONLY

UNLESS OTHERWISE SPECIFIED, DIMENSIONS ARE IN INCHES AND TOLERANCES ARE: 0.5 - 6mm ±0.2mm 6 - 30mm ±0.4mm 30 - 120mm ±0.6mm	MATERIAL	DRAWN C. McGRATH	DATE 3/5/02	TITLE MINI BNC CRIMP PLUG FOR (RG-179/U, 187A/U CABLES)	Amphenol Amphenol Corporation Communication and Network Products Division Danbury, CT U.S.A. 06810 SCALE: 3.0:1 SHEET 2 OF 2	
	REFERENCE EAR 537 GEN# 31-70260-ASSY	ENGINEER O. BARTHELMS	DATE 3/5/02	APPROVED O. BARTHELMS		DATE 3/6/02
NOTICE - These drawings, specifications, or other data (1) are, and remain the property of Amphenol Corp. (2) must be returned upon request; and (3) are confidential and not to be disclosed to any person other than those to whom they are given by Amphenol Corp. The furnishing of these drawings, specifications, or other data by Amphenol Corp., or to any other person for any purpose is not to be regarded by implication or otherwise in any manner licensing, granting rights or permitting such holder or any other person to manufacture, use or sell any product, process or design, patented or otherwise, that may in any way be related to or disclosed by said drawings, specifications, or other data.		CAD FILE 1:\BNC75\31-70261	CODE ID 74868	DWG SIZE B	DRAWING NO. 31-70261	REV A