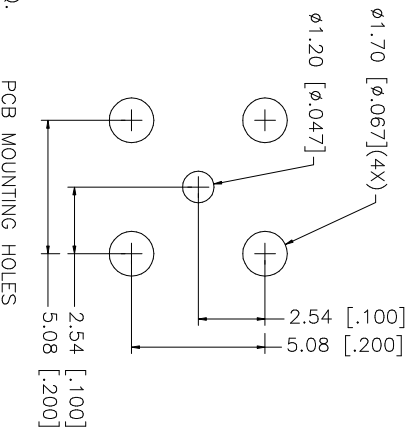
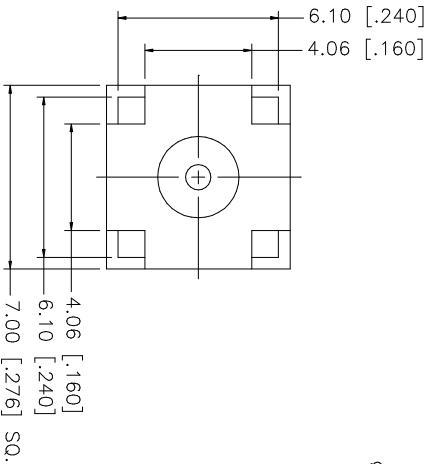
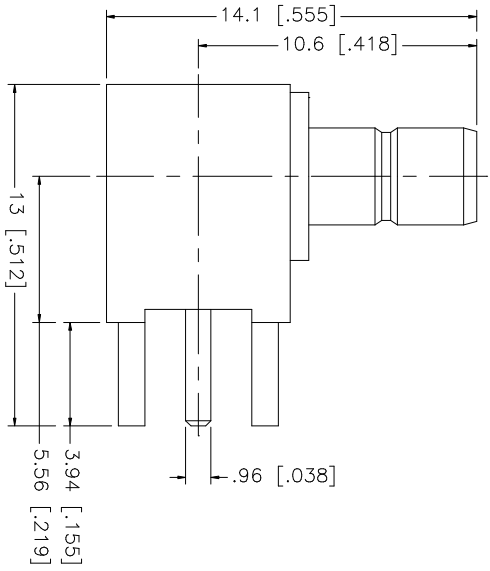


REV.	DATE	DESCRIPTION
A	06/05/03	UPDATE DRAWING FORMAT



QTY	FINISH	MATERIAL	DESCRIPTION
1	GOLD	BRASS	HEAT SHRINK TUBE
1	GOLD	COPPER	FERRULE
1	GOLD	BRASS	HEX NUT
1	GOLD	BRASS	LOCK WASHER
1	GOLD	PHOS. BRONZE	CONTACT PIN
1	NATURAL	TEFLON	INSULATOR
1	GOLD	BRASS	BODY

UNLESS OTHERWISE SPECIFIED DIMENSIONS ARE IN MILLIMETERS. DIMENSIONS IN [ ] ARE IN INCHES AND FOR CUSTOMER REFERENCE ONLY.	UNLESS OTHERWISE SPECIFIED DIMENSIONS ARE IN MILLIMETERS. DIMENSIONS IN [ ] ARE IN INCHES AND FOR CUSTOMER REFERENCE ONLY.
TOLERANCES FOR MILLIMETERS ARE:	TOLERANCES FOR INCHES ARE:
0.5 - 8mm ± 0.20mm	.020 - .315 = ± 0.007"
8 - 30mm ± 0.40mm	.315 - 1.180 = ± 0.015"
30 - 120mm ± 0.50mm	1.180 - 4.724 = ± 0.020"

APPROVALS	DATE
DRAWN G.R.S.	06/05/03
CHECKED	
ISSUED	
SHEET 1 OF 1	

CAD FILE	DWG. NO.	REV.	SIZE	SCALE
C:/142/142146.DWG	142146.DWG	A	A	NA

PART DESCRIPTION	PART NO.
SMB R/A P.C. MOUNT JACK	142146