

Amphenol® RF

Global RF Solutions

MINI-BNC

FEATURES & BENEFITS

Smaller than the Telco standard BNC allowing 40% more interconnects in the same area

Crimp/Crimp design compatible with all major manufacturer's tooling

True 75 Ohm impedance end to end

Drop-in replacement for most high-density SMB/SMZ applications

Bayonet coupling provides a positive lock and allows for quick and easy connect/disconnects

Qualified by most major OEMs

Made by the Inventors of the BNC

APPLICATIONS

Network Routing & Switching

Telco Central Office

DS3/DS4

Broadcast

Digital Video - HDTV

Custom Cable Assemblies

Instrumentation

Mil/Aero

Medical Equipment

Satellite Headends



Mini-BNC Connectors

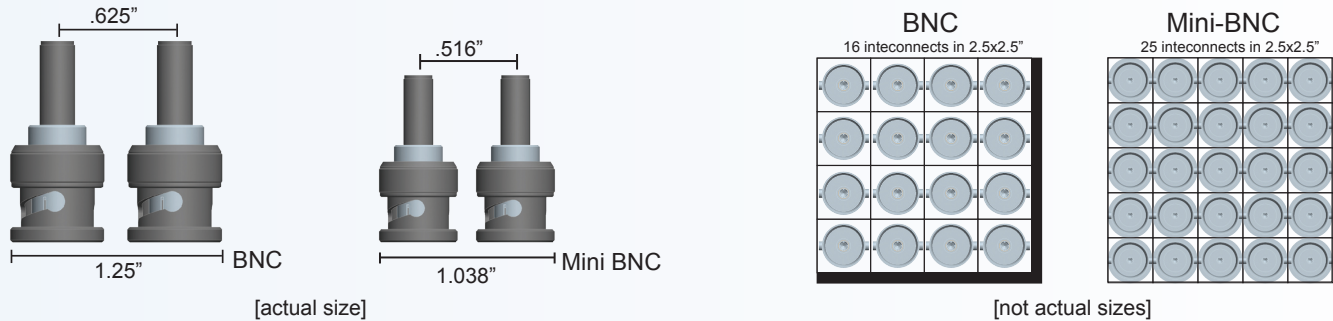
Mini-BNC Connectors

Amphenol RF introduces the new generation of quality BNC connectors for higher connector densities while preserving the positive characteristics of the Amphenol full-size BNC's for 75Ω systems. This allows 40% more interconnects in the same area.

The Mini-BNC series provides the same positive locking bayonet system found on the BNC. These connectors were designed to be field installed or repaired. Also, the Mini-BNC is designed to be a drop-in replacement used in Telco DS3/DS4 applications and is compatible with the present field installer tooling and strip dimensions.

DS3 and DS4 lines in Telco Central Offices are 75Ω and the Mini-BNC is as well. Further, this characteristic is tightly designed and manufactured to stay at this impedance over the frequencies of interest and beyond. This allows RF "head room" and presents a matched impedance condition to the electromagnetic field that is so important to return loss performance.

Because the mated condition is so important to flawless signal processing over long periods of time, the bayonet coupling can be quickly inspected to determine if the plug is fully engaged to the jack. This is unique to the BNC and Mini-BNC product since threaded parts do not have a positive stop representing full engagement.



Specification

Electrical

Impedance	75 Ω (with acceptable return loss up through 1 GHz)
Frequency Range	DC – 4 GHz
Voltage Rating	500 volts peak
VSWR	1.10 max up to 750 MHz (Return Loss -26.44 dB) 1.16 max up to 1 GHz (Return Loss -22.61 dB)
	MIL-STD-1344, method 3005
Insulation Resistance	> 1,000 MΩ @ 500 volts per MIL-STD-1344, method 3003
Insertion Loss	0.1 dB maximum up to 1 GHz per MIL-C-39012

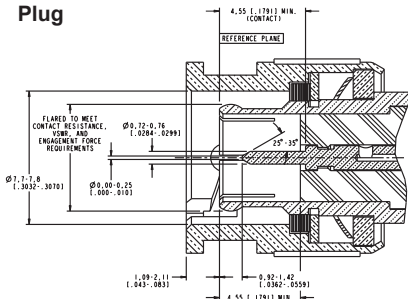
Mechanical

Mating	Bayonet positive locking
Connector Durability	500 cycles
Engagement/Withdrawal Force	1.5 lbs min, 5 lbs. max/12 oz. minimum

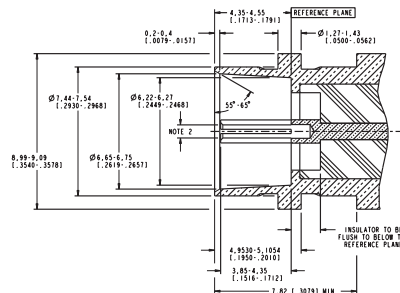
Environmental

Temperature Range	-40°C to + 85°C
-------------------	-----------------

Plug



Jack



Rev. C

Amphenol RF • 4 Old Newtown Road • Danbury, CT 06810
 Telephone: 800.627.7100 • Fax: 203.796.2032
 Amphenol RF Asia • Gong Ming Town • Bao An District Shenzhen 518132, P.R. China
 Telephone: 86.755.2717.7843 • Fax: 86.755.2717.7845
www.amphenolrf.com

Amphenol® RF
 Global RF Solutions