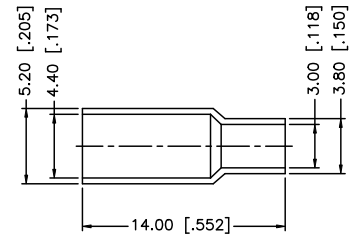
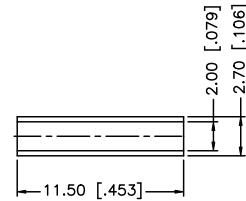
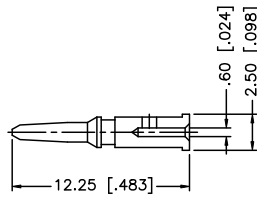
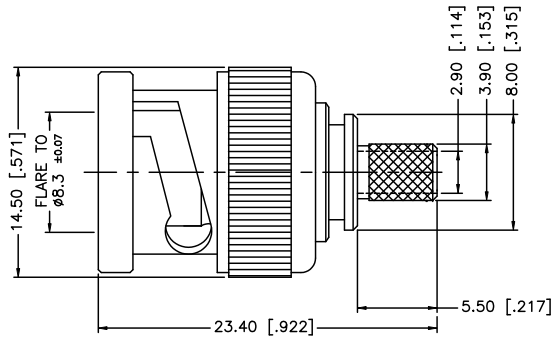
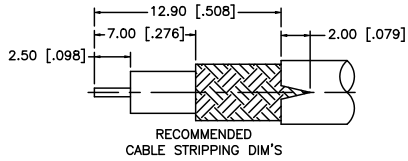


REV.	DATE	ECR NO.	DESCRIPTION
D	01/14/03	-	UPDATE DRAWING FORMAT
E	04/17/06	-	UPDATE STRIPPING DIMENSIONS
F	09/29/08	-	ADD "75 ohms" TO DESCRIPTION/ MODIFY NOTE 2



NOTES:

1. CRIMPED FERRULE HEX CRIMP SIZE .178" [4.52]
2. CRIMPED CONTACT PIN HEX CRIMP SIZE .068" [1.73]

8					UNLESS OTHERWISE SPECIFIED DIMENSIONS ARE IN MILLIMETERS. DIMENSIONS IN [] ARE IN INCHES AND FOR CUSTOMER REFERENCE ONLY.	APPROVALS	DATE	Amphenol Connex			
7					UNLESS OTHERWISE SPECIFIED TOLERANCES FOR MILLIMETERS ARE: 0.5 - 8mm ± 0.20mm 8 - 30mm ± 0.40mm 30 - 120mm ± 0.50mm	DRAWN	GRS				09/29/08
6					UNLESS OTHERWISE SPECIFIED TOLERANCES FOR INCHES ARE: .020 - .315 = ± 0.007" .315 - 1.180 = ± 0.015" 1.180 - 4.724 = ± 0.020"	CHECKED			PART NO. 112491-10		
5	FERRULE	COPPER	NICKEL	1		ISSUED					
4	SLEEVE	DELTRIN	NATURAL	1		SHEET	1 OF 1		REV. F	SIZE A	SCALE NA
3	CONTACT PIN	BRASS	GOLD	1		CAD FILE	C:/112/112491-10.DWG				
2	INSULATOR	PTFE	NATURAL	1							
1	BODY	BRASS	NICKEL	1							
	DESCRIPTION	MATERIAL	FINISH	QTY	DO NOT SCALE DRAWING						