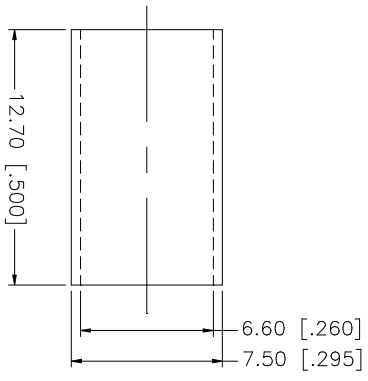
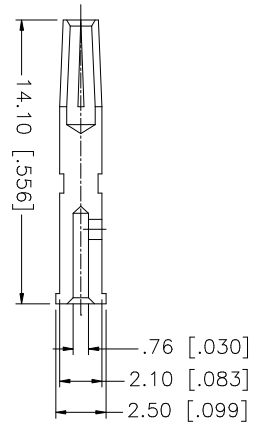
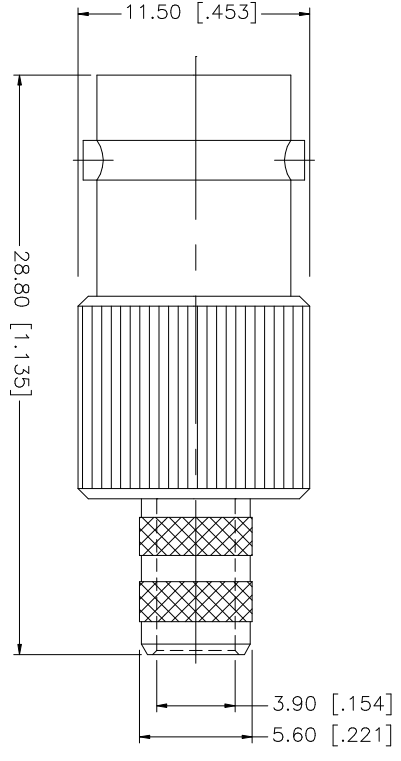
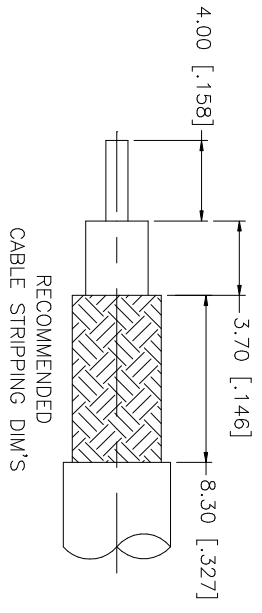


REV.	DATE	DESCRIPTION
NC	05/01/04	INITIAL RELEASE
A	08/15/06	REVISE NOTE: 1 - HEX CRIMP SIZE .255"



- NOTE:
1. CRIMPED FERRULE
HEX CRIMP SIZE .255"
 2. CRIMPED CONTACT PIN
HEX CRIMP SIZE .068"

DESCRIPTION	MATERIAL	FINISH	QTY	UNLESS OTHERWISE SPECIFIED DIMENSIONS ARE IN MILLIMETERS, DIMENSIONS IN [] ARE IN INCHES AND FOR CUSTOMER REFERENCE ONLY. TOLERANCES FOR MILLIMETERS ARE: 0.5 - 8mm ± 0.20mm 8 - 30mm ± 0.40mm 30 - 120mm ± 0.50mm UNLESS OTHERWISE SPECIFIED DIMENSIONS FOR INCHES ARE: .020 - .315 = ± 0.007" .315 - 1.180 = ± 0.015" 1.180 - 4.724 = ± 0.020"	APPROVALS	DATE	PART DESCRIPTION
8							Amphenol Comtex BNC CRIMP JACK (FOR RG-59/U CABLE) 75 ohms 112147
7				DRAWN	G.R.S.	08/15/06	
6				CHECKED			
5				ISSUED			
4	FERRULE	COPPER	1	SHEET	1 OF 1		
3	CONTACT PIN	PHOS. BRONZE	1				
2	INSULATOR	TEFLON	1				
1	HOUSING/BODY	BRASS	1				
DESCRIPTION				CAD FILE		DWG. NO.	REV. A
				DO NOT SCALE DRAWING		C:/112/112147.DWG	SIZE A
						112147.DWG	SCALE NA