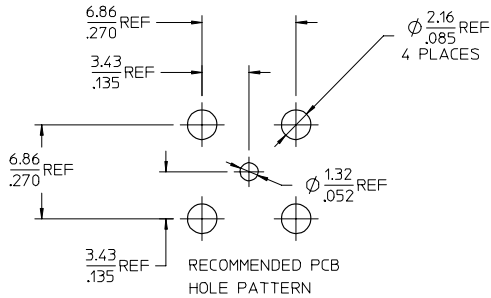
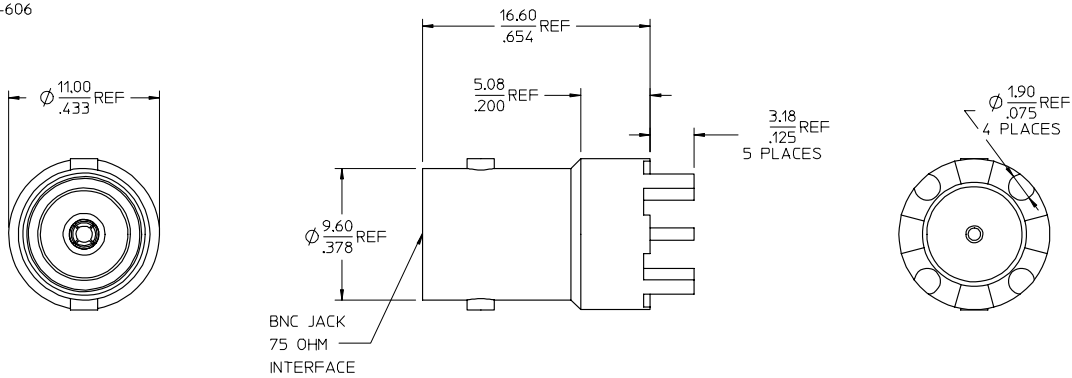
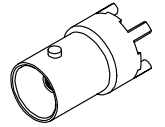


MATERIAL AND FINISHES

BODY ZINC ALLOY
PLATED NICKEL

CONTACT PHOSPHOR BRONZE
PLATED GOLD

INSULATOR PE-606



BNC JACK
75 OHM
INTERFACE

RECOMMENDED PCB
HOLE PATTERN

73171-1902	73171-1900, ONE PER BAG
73171-1900	BULK
PART NO.	PACKAGING

CHG: REVISED
DETAIL VIEW
73171-1902 AND
UPDATED BORDER
EC NO. URF-2007-0326
DRAWN: FLAHERTY 2007/03/14
CHKD: SSPAH 2007/03/14
APPR: JMWENR 2007/03/14

QUALITY SYMBOLS	DESCRIPTION
▽=0	
▽=0	

GENERAL TOLERANCES (UNLESS SPECIFIED)	DIMENSION STYLE	
	MM	INCH
4 PLACES ± .005	± .005	
3 PLACES ± .005	± .005	
2 PLACES ± .005	± .005	
1 PLACE ± .005	± .005	
ANGULAR ± 2 °		

DRAWN BY	DATE	TITLE
TEF	2003/01/07	BNC JACK, VERTICAL MOUNT PCB, EWR-1909, 75 OHMS BNC-J/PCB
CHECKED BY	DATE	
SSS	2003/01/07	
APPROVED BY	DATE	
GMH	2003/01/07	

SCALE	DESIGN UNITS	THIRD ANGLE PROJECTION
	METRIC	
MATERIAL NO. SEE TABLE		DOCUMENT NO. SD-73171-190
SIZE C		SHEET NO. 1 OF 1

DRAFT WHERE APPLICABLE
MUST REMAIN
WITHIN DIMENSIONS

THIS DRAWING CONTAINS INFORMATION THAT IS PROPRIETARY TO MOLEX
INCORPORATED AND SHOULD NOT BE USED WITHOUT WRITTEN PERMISSION