

1. USE INSTRUCTION SHEET 408-2299-1

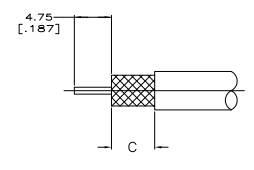
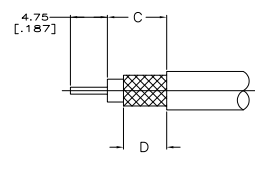
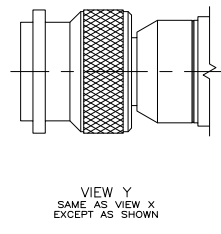
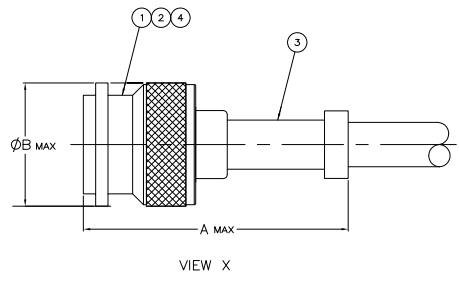


FIG 1
 FIG 2
 RECOMMENDED STRIP LENGTH

RG-393/U	2	1-5225550-3 TYCO	220015-1	--	12.70 [500]	16.26 [640]	50.67 [1995]	332022	1883172-1	225526-2	1883539-1	Y	1-5225550-3
RG-225/U	2	1-5225550-2 TYCO	220015-1	--	12.70 [500]	16.26 [640]	50.80 [2000]	332022	1883158-1	225526-2	1883160-1	Y	1-5225550-2
CABLE SIZE	FIG	STAMPING	CRIMP TOOL	D	C	B	A	④ GASKET QTY=1	③ FERRULE QTY=1	② CONTACT QTY=1	① PLUG ASSY QTY=1	VIEW	PART NUMBER

THIS DRAWING IS A CONTROLLED DOCUMENT. **TYCO** TYS Electronics Corporation
 Harrisburg, PA 17105-3608

DESIGNED BY: J. MOYER
 DRAWN BY: J. MOYER
 CHECKED BY: J. MOYER
 DATE: 10B-12001

PLUG, WEATHERPROOF, SERIES TNC

SIZE: A1
 DATE: 00779
 DRAWING NO: G=5225550

CUSTOMER DRAWING