

4

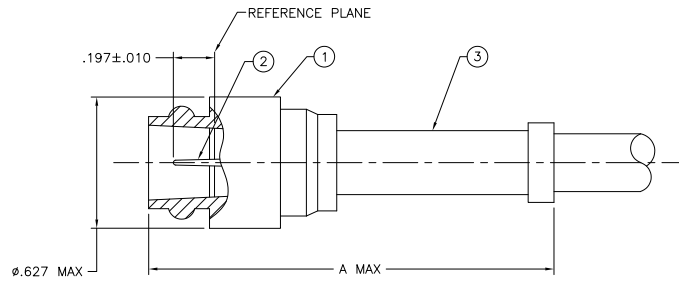
3

2

1

THIS DRAWING IS UNPUBLISHED. RELEASED FOR PUBLICATION
 © COPYRIGHT BY TYCO ELECTRONICS CORPORATION. ALL RIGHTS RESERVED.

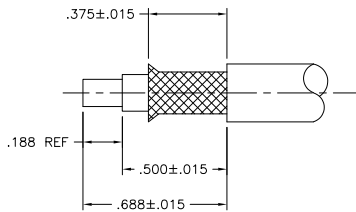
LOC	DIST	REVISIONS			
P	LR	DESCRIPTION	DATE	BY	APPD
		O	RELEASED PER EC OS14-0496-04	14FEB05	BM GM
		O1	REVISED PER ECO-09-024606	31OCT09	KK AEG



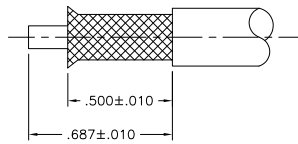
1. SEE 1.5. 2028-2

② RG-9/U, RG-9A/U, RG-9B/U & RG-214/U

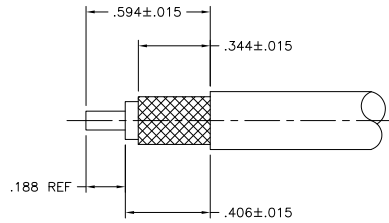
③ OBSOLETE PARTS: OBSOLETE CIS STREAMLINING PER D.RENAUD/D.SINISI



DETAIL X



DETAIL Y



DETAIL Z

RECOMMENDED STRIP LENGTHS

	RG-58/U & RG-58C/U	DETAIL Z	1.765	220045-2	9-225560-1	225106-1	226668-1	1-5225664-2
	RG-213/U & RG-8/U	DETAIL X	1.937	220015-1	9-331987-0	51704-2	225082-3	5225664-2
③ OBSOLETE		②	1.937	220015-1	9-331987-1	51704-2	225082-3	5225664-2
	CABLE	STRIP LENGTH	A MAX	CRIMP TOOL	③ FERRULE QTY: 1	② CONTACT QTY: 1	① JACK BODY QTY: 1	PART NUMBER

THIS DRAWING IS A CONTROLLED DOCUMENT.		DRW: S.MCMMASTER 14FEB05	Tyco Electronics Corporation Harrisburg, Pa 17105-3608	
DIMENSIONS: INCHES		CHK: G. MICHAEL 14FEB05	Tyco Electronics	
OTHER DIMENSIONS: MILLIMETERS		APP: G. MICHAEL 14FEB05	COAXIAL, SERIES N, JACK - WEATHERPROOF	
APPROVAL: [Signature]		PRODUCT SPEC: [Blank]	SIZE: A2	CAGE CODE: 00779
MATERIAL: [Blank]		APPLICATION SPEC: [Blank]	DRAWING NO: C-5225664	RESTRICTED TO: [Blank]
FINISH: [Blank]		WEIGHT: [Blank]	SCALE: 2:1	SHEET 1 OF 1 REV 01
CUSTOMER DRAWING				

AMP 1471-9 REV 31MM0200

5225664

A