THIS DRAWING IS UNPUBLISHED. RELEASED FOR PUBLICATION -.-.-
© COPYRIGHT - BY TYCO ELECTRONICS CORPORATION. ALL RIGHTS RESERVED.

UOC	DIST
AJ	16

REVISIONS

P	LTR	DESCRIPTION	DATE	DWN	APVD
	C	REV PER ECO 08-008474	7/22/2008	DW	JL
	C1	REVISED PER ECO-10-002444	19JAN10	KK	HMR

1. POLYESTER PBT PER MIL-M-24519, TYPE GPT-15F, UL94V-O RATED, COLOR:BLACK
2. POLYMETHYLPENTENE, GENERAL PURPOSE.
3. ZINC PER QQ-Z-363.
4. PHOSPHOR BRONZE PER QQ-B-750.
5. BRASS PER ASTM B 453.
6. BRASS PER ASTM B 16.
7. NICKEL PLATE PER QQ-N-290, 3.81 μm [.000150] MINIMUM THICK.
8. TIN PLATE PER ASTM B 545.
9. GOLD PLATE PER ASTM B 488, 0.08 μm [.000003] MINIMUM THICK.
10. NICKEL PLATE PER QQ-N-290.
11. SEE INSTRUCTION SHEET 408-2769.
12. CAPACITANCE: 9400 pf VOLTAGE: 1500 VDC.
13. TRAY PACKAGING.
14. OBSOLETE PARTS: OBSOLETE CIS STREAMLINING PER D.RENAUD/D.SINISI

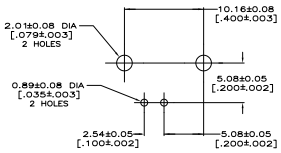

PCB CONFIGURATION

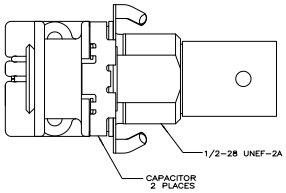

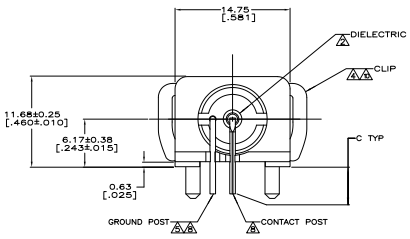

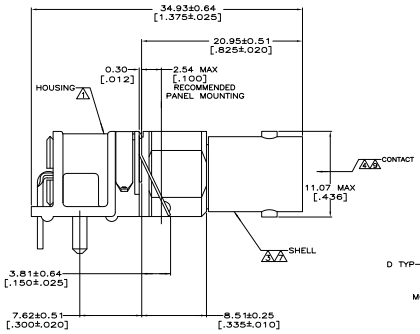

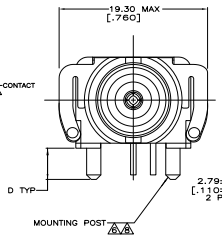

VIEW A

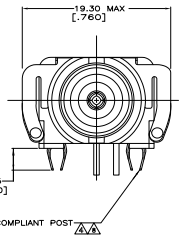

VIEW B

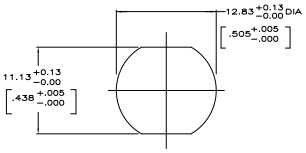

RECOMMENDED PANEL CUTOUT

14 13	OBSOLETE	4.01±0.25 [.158±.010]	3.43±0.38 [.135±.015]	A	~~5415103-4~~
14	OBSOLETE	2.03±0.13 [.080±.005]	2.79±0.25 [.110±.010]	A	~~5415103-3~~
		–	3.43±0.38 [.135±.015]	B	5415103-2
		4.01±0.25 [.158±.010]	3.43±0.38 [.135±.015]	A	5415103-1
D			C	VIEW	PART NUMBER

THIS DRAWING IS A CONTROLLED DOCUMENT.

DIMENSIONS: mm [INCHES]

TOLERANCE UNLESS OTHERWISE SPECIFIED: 0 PLC ± – ; 1 PLC ± – ; 2 PLC ± 0.20 [.008] ; 3 PLC ± – ; 4 PLC ± – ; ANGLES ± –

MATERIAL: SEE NOTES 1 – 6

FINISH: SEE NOTES 7 – 10

DRN: J. ALCORTA – 04-27-10 DOCKS
CHK: J. HAVENER 27APR2010
APVD: J. LIPPERT 27APR2010
PRODUCT SPEC: –
APPLICATION SPEC: –
WEIGHT: –

Tyco Electronics Corporation
Harrisburg, PA 17105-3608

NAME: JACK, DECOUPLER, PCB, 75 OHM, RIGHT ANGLE , BNC

SIZE: A1 | CAGE CODE: 00779 | DRAWING NO: C-5415103 | RESTRICTED TO: –

CUSTOMER DRAWING | SCALE: 4:1 | SHEET 1 OF 1 | REV C1

AMP 4805 REV 31MAR2000

Downloaded from Elcodis.com electronic components distributor