THIS DRAWING IS UNPUBLISHED. RELEASED FOR PUBLICATION
© COPYRIGHT – BY TYCO ELECTRONICS CORPORATION. ALL RIGHTS RESERVED.

LOC	DIST	REVISIONS				
AJ	16	P	LTR	DESCRIPTION	DATE	DWN	APVD
			A	REVISED PER EC 0514-0150-05	10OCT2005	REH	JL

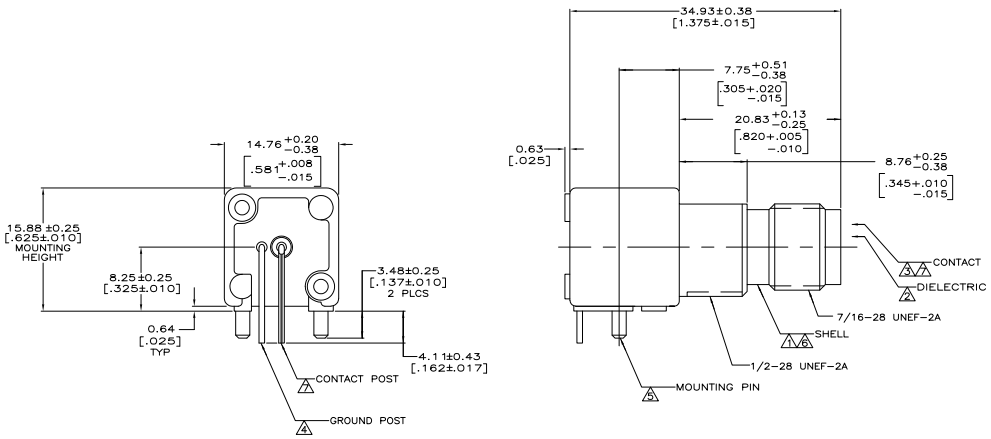

1. ZINC PER QQ-Z-363.
2. POLYMETHYLPENTENE, GENERAL PURPOSE.
3. PHOSPHOR BRONZE PER QQ-B-750.
4. BRASS PER ASTM-B-453.
5. BRASS PER ASTM-B-16.
6. NICKEL PLATE PER QQ-N-290, 3.81 μm [.000150] MINIMUM THICK.
7. GOLD PLATE PER MIL-G-45204, 0.76 μm [.000030] MINIMUM THICK.

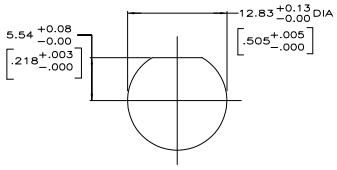

RECOMMENDED PANEL CUTOUT

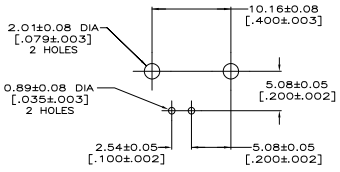

PCB CONFIGURATION

5227839-1

PART NUMBER

THIS DRAWING IS A CONTROLLED DOCUMENT.

DIMENSIONS: mm [INCHES]

TOLERANCES UNLESS OTHERWISE SPECIFIED:
0 PLC ± –
1 PLC ± –
2 PLC ± 0.30 [.008]
3 PLC ± –
4 PLC ± –
ANGLES ± –

MATERIAL: SEE NOTES 1-4

FINISH: SEE NOTES 5-7

DRN: L. VARELA – DOCK5 21APR2005
CHK: J. HAVENER 21APR2005
APVD: J. LIPPERT 21APR2005
PRODUCT SPEC: –
APPLICATION SPEC: –
WEIGHT: –
CUSTOMER DRAWING

Tyco Electronics Corporation
Harrisburg, PA 17105-3608

NAME: JACK, RIGHT ANGLE, 50 OHM, PCB, TNC

SIZE: A1 | CAGE CODE: 00779 | DRAWING NO: C-5227839 | RESTRICTED TO: –

SCALE: 4:1 | SHEET 1 OF 1 | REV: A

AMP 4805 REV 31MAR2000

Downloaded from Elcodis.com electronic components distributor