

4

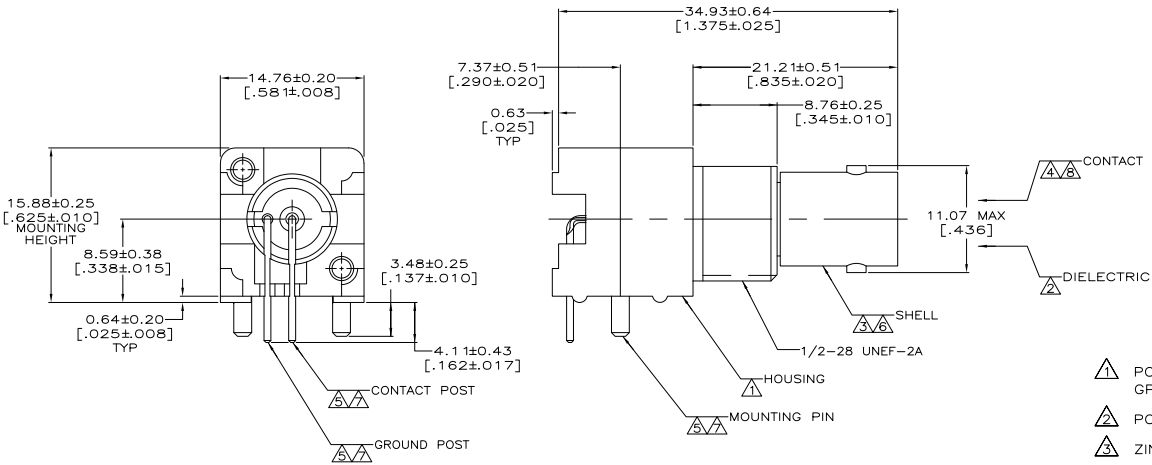
3

2

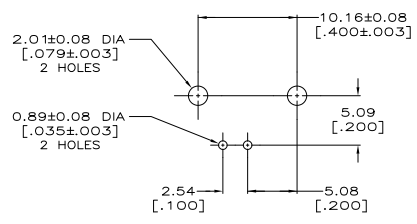
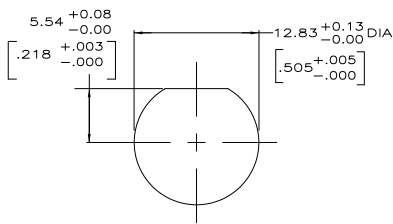
1

THIS DRAWING IS UNPUBLISHED. RELEASED FOR PUBLICATION.
 BY TYCO ELECTRONICS CORPORATION. ALL INTERNATIONAL RIGHTS RESERVED.

LOC	DIST	REVISIONS			
F	LNK	DESCRIPTION	DATE	BY	APPD
c		REVISED PER ECO-10-004980	06MAY10	HMR	FB



- 1 POLYESTER PBT PER MIL-M-24519, TYPE GPT-15F, UL94V-0 RATED, COLOR:NATURAL
- 2 POLYMETHYLPENTENE, GENERAL PURPOSE.
- 3 ZINC PER QQ-Z-363.
- 4 BERYLLIUM COPPER PER QQ-C-530.
- 5 BRASS PER ASTM-B-453.
- 6 NICKEL PLATE PER QQ-N-290 3.81 μm [.000150] MINIMUM THICK.
- 7 TIN PLATE PER ASTM-B-545 3.81 μm [.000150] MINIMUM THICK.
- 8 GOLD PLATE PER MIL-G-45204 .76 μm [.000030] MINIMUM THICK.
- 9. SEE INSTRUCTION SHEET 408-2769.



5414459-1
 PART NUMBER

THIS DRAWING IS A CONTROLLED DOCUMENT.		DRN L VARELA 20APR2005	Tyco Electronics Corporation Harrisburg, PA 17105-3608	
DIMENSIONS: mm [INCHES]		CHK J HAVENER 20APR2005	APPROVED S. BURKHOLDER 20APR2005	
TOLERANCES UNLESS OTHERWISE SPECIFIED:		APPL PRODUCT SPEC	NAME JACK, RIGHT ANGLE, PCB, 75 OHM, BNC	
0 PLG ± -	1 PLG ± -	APPLICATION SPEC	SIZE A2	CAGE CODE 00779
2 PLG ± .005 [.002]	3 PLG ± -	WEIGHT	DRAWING NO C=5414459	RESTRICTED TO
4 PLG ± -	ANGLES ± -	FINISH	CUSTOMER DRAWING	SCALE 90:1
MATERIAL SEE NOTES 1 - 5	FINISH SEE NOTES 6 - 8			SHEET 1 of 1

1471-9 (1/08)