THIS DRAWING IS UNPUBLISHED. RELEASED FOR PUBLICATION -.-.-
© COPYRIGHT - - BY TYCO ELECTRONICS CORPORATION. ALL RIGHTS RESERVED.

UOC	DIST
AJ	16

REVISIONS

P	LTR	DESCRIPTION	DATE	DWN	APVD
	A	REV PER ECO 08-009474	7/22/2008	DW	JL

1. POLYESTER, PBT, BLACK, PER MIL-M-24519.
2. POLYMETHYLPENTENE GENERAL PURPOSE.
3. ZINC PER QQ-Z-363.
4. PHOSPHOR BRONZE PER QQ-B-750.
5. BRASS PER ASTM-B-453.
6. NICKEL PL PER QQ-N-290.
7. TIN PLATE PER ASTM-B-545
8. SELECTIVELY GOLD PLATED ON INTERFACE AREA PER MIL-G-45204, 0.76 [.000030] THK, TIN PLATE ON SOLDER TAIL PER ASTM-B-545, ALL OVER NICKEL PL PER QQ-N-290.
9. ESD DEVICE, VOLTAGE BREAKDOWN <3.5KVDC.

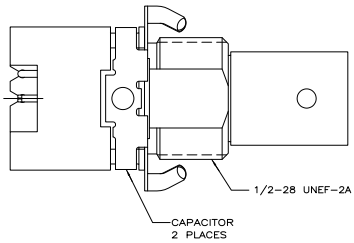

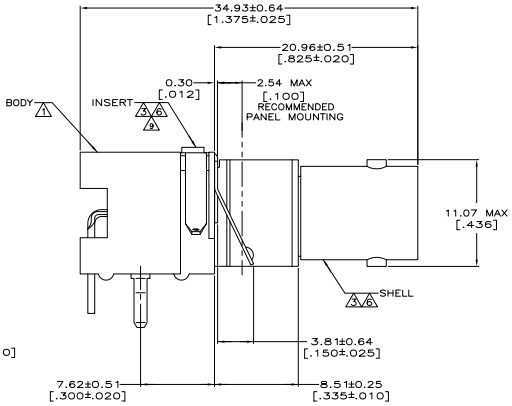

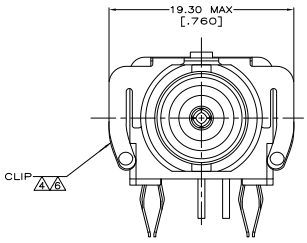

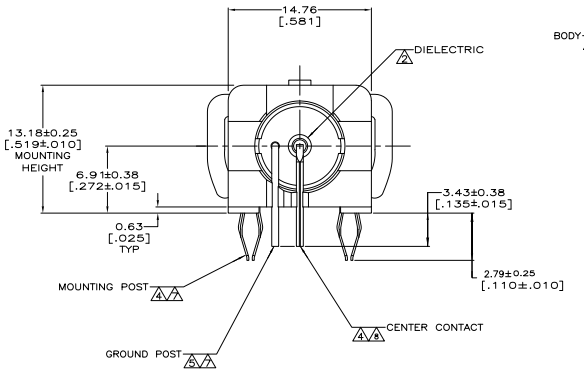

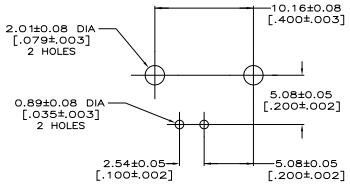

PCB CONFIGURATION

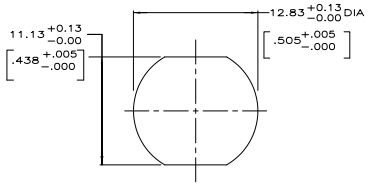

RECOMMENDED PANEL CUTOUT

7900 pf, 1500 VDC	5414651-3
CAPACITANCE & VOLTAGE	PART NUMBER

THIS DRAWING IS A CONTROLLED DOCUMENT.

DIMENSIONS: INCHES

TOLERANCE UNLESS OTHERWISE SPECIFIED: 0 PLC ± – ; 1 PLC ± – ; 2 PLC ± 0.03 [.008] ; 3 PLC ± – ; 4 PLC ± – ; ANGLES ± –

MATERIAL: SEE NOTES 1 – 5

FINISH: SEE NOTES 6–8

DRAWN: B. MCMASTER
CHECKED: J. LIPPERT
APVD: J. LIPPERT
PRODUCT SPEC: 108-1269
APPLICATION SPEC: –
WEIGHT: –

Tyco Electronics
Tyco Electronics Corporation
Harrisburg, Pa 17105-3608

NAME: JACK, DECOUPLER, PCB RIGHT ANGLE, LOW PROFILE, ESD PROTECTED, BNC

SIZE: A1 | CAGE CODE: 00779 | DRAWING NO: C-5414651 | RESTRICTED TO: –

RESTRICTED CUSTOMER

SCALE: 5:1 | SHEET 1 OF 1 | REV A

AMP 4805 REV 31MM2000

Downloaded from Elcodis.com electronic components distributor