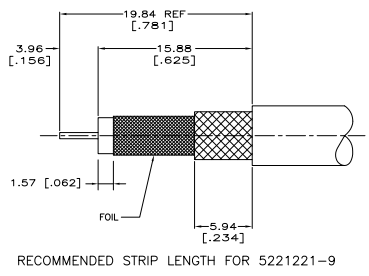
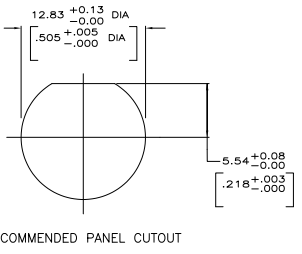
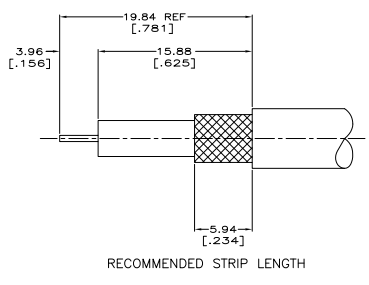
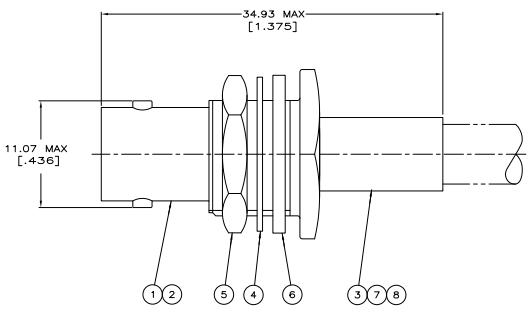


REV	DATE	DESCRIPTION	BY	CHK	APP
AJ	16				
A1		REVISED PER EDO 09-006173			5/12/2008 DW KW

1. USE INSTRUCTION SHEET 408-9089
 2. MAXIMUM PANEL THICKNESS: 6.10 [.240]
 3. DIELECTRIC MUST WITHSTAND A 6 POUND PUSHOUT FORCE
- USE WITH CRIMP TOOL 354940-1.
 USE WITH CRIMP TOOL 220190-1



AT&T 735A	58174-1	-	-	329633	1-1403077-9	1-329632-2	9-328666-2	221200-9	221255-3	5221221-9
BELDEN 9240, 9259, 9266	58085-1	-	-	329633	1-329631-2	1-329632-2	9-50428-0	2-221200-5	221255-2	5221221-7
RG-179/U, 179A/U, 179B/U, 187/U, 187A/U	58304-1	227194-2	222001-6	329633	1-329631-2	1-329632-2	9-328666-0	2-221200-0	221255-3	5221221-5
RG-59/U, 59A/U, 59B/U	58085-1	-	-	329633	1-329631-2	1-329632-2	9-50428-0	221200-3	221255-2	5221221-2
BELDEN 9248 AND MADISON 18AWG	58086-1	-	-	329633	1-329631-2	1-329632-2	9-50427-0	3-221200-2	221255-1	5221221-1
CABLE	DIE SET	⑥ TUBING, PLASTIC QTY=1	⑦ TUBING, METAL QTY=1	⑧ GASKET QTY=1	⑤ JAM NUT QTY=1	④ LOCK WASHER QTY=1	③ FERRULE QTY=1	② CONTACT QTY=1	① JACK ASSEMBLY QTY=1	PART NUMBER

THIS DRAWING IS A CONTROLLED DOCUMENT.

DIMENSIONS IN INCHES
 UNLESS OTHERWISE SPECIFIED
 DIMENSIONS ARE TO CENTER UNLESS OTHERWISE SPECIFIED
 DIMENSIONS ARE TO CENTER UNLESS OTHERWISE SPECIFIED
 DIMENSIONS ARE TO CENTER UNLESS OTHERWISE SPECIFIED

THIS DRAWING IS A CONTROLLED DOCUMENT.
 DATE: 108-12095
 CUSTOMER DRAWING: A100779 (G=5221221)
 SIZE: 5.1 SHEET 1 OF 1

Title: JACK, BULKHEAD, 75 OHM, BNC
 Part Number: 5221221-9
 Manufacturer: Tyco Electronics Corporation, Harrisburg, Pa 17105-3008