THIS DRAWING IS UNPUBLISHED. RELEASED FOR PUBLICATION -.-.-
© COPYRIGHT - - BY TYCO ELECTRONICS CORPORATION. ALL RIGHTS RESERVED.

LOC	DIST
AJ	17

REVISIONS

P	LTR	DESCRIPTION	DATE	DWN	APVD
	A1	REVISED PER ECO-06-010197	02MAY2006	KS	JL
	A2	REVISED PER ECO-09-024606	29OCT09	KK	AEG

1. CABLE USED WITHOUT SPACER
2. CABLE USED WITH SPACER
3. SEE INSTRUCTION SHEET 408-9021
4. PARTS PACKAGED UNASSEMBLED
5. USE WITH PRO-CRIMPER 354940-1.
6. SPECIAL PACKAGING: INDIVIDUALLY PACKAGED IN PRE-PRINTED BAG WITH SPECIAL GRAPHICS
7. BULK KIT PACKAGING 25 PIECES
8. BULK KIT PACKAGING 100 PIECES
9. OBSOLETE PARTS: OBSOLETE CIS STREAMLINING PER D.RENAUD/D.SINISI

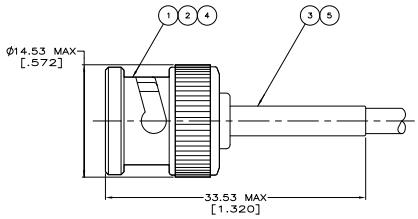

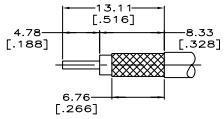

FIGURE 1

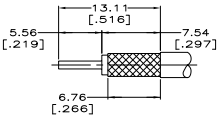

FIGURE 2

RECOMMENDED STRIP LENGTH

FOR USE WITH CABLE	PACKAGING	FERRULE (HEX CRIMP HEIGHTS)	CONTACT (HEX CRIMP HEIGHTS)	DIE SET 5	STRIP LENGTH	5 TUBING QTY=1	4 SPACER QTY=1	3 FERRULE QTY=1	2 CONTACT, PLUG QTY=1	1 PLUG ASSEMBLY QTY=1	PART NUMBER
JIS CABLE 3D-2V	7	5.41 [.213]	1.73 [.068]	58436-1	FIG 1	–	–	8-221132-9	1-222246-6	9-413636-3	3-5221128-1
BELDEN 9907, 89907 & RG-141/U	8	5.41 [.213]	1.73 [.068]	58436-1	FIG 1	–	–	9-221132-0	1-222246-6	9-413636-0	2-5221128-7
RG-179/U, 187/U	8	4.52 [.178]	1.73 [.068]	58436-3	FIG 1	227194-1	–	9-413658-0	1-222246-3	9-413636-2	2-5221128-3
RG-174/U, 188/U, 316/U	8	4.52 [.178]	1.73 [.068]	58436-3	FIG 1	227194-1	–	9-413658-0	1-222246-0	9-413636-2	2-5221128-1
9 OBSOLETE RG-59/U, 59A/U, 59B/U	8	6.48 [.255]	1.73 [.068]	58436-1	FIG 1	–	227423-1	9-221132-1	222246-6	9-413636-1	~~1-5221128-8~~
BELDEN 9266	8	6.48 [.255]	1.73 [.068]	58436-1	FIG 1	–	–	9-221132-1	222246-2	9-413636-1	1-5221128-7
2 RG-62/U, 62A/U, 62B/U	8	6.48 [.255]	1.73 [.068]	58436-1	FIG 2	–	227423-1	9-221132-1	222246-4	9-413636-1	1-5221128-1
1 RG-59/U, 59A/U, 59B/U	8	6.48 [.255]	1.73 [.068]		FIG 1						
RG-58/U, 58A/U, 58B/U, 58C/U	8	5.41 [.213]	1.73 [.068]	58436-1	FIG 1	–	–	9-221132-0	222246-2	9-413636-0	1-5221128-0
2 RG-62/U, 62A/U, 62B/U	8	6.48 [.255]	1.73 [.068]	58436-1	FIG 2	–	227423-1	9-221132-1	222246-4	9-413636-1	5221128-2
1 RG-59/U, 59A/U, 59B/U	8	6.48 [.255]	1.73 [.068]		FIG 1						
RG-58/U, 58A/U, 58B/U, 58C/U	8	5.41 [.213]	1.73 [.068]	58436-1	FIG 1	–	–	9-221132-0	222246-2	9-413636-0	5221128-1

THIS DRAWING IS A CONTROLLED DOCUMENT.

DRN	J. ALCORTA – 01MAY06	Tyco Electronics Corporation, Harrisburg, PA 17105-3608
CHK	J. HAVENER 01MAY06	
APVD	J. LIPPERT 01MAY06	NAME: PLUG, COMMERCIAL BNC
PRODUCT SPEC	–	
APPLICATION SPEC	–	SIZE: A1 · CAGE CODE: 00779 · DRAWING NO: C-5221128 · RESTRICTED TO: –
WEIGHT	–	
CUSTOMER DRAWING		SCALE 4:1 · SHEET 1 OF 1 · REV A2

DIMENSIONS: mm [INCHES]

TOLERANCE UNLESS OTHERWISE SPECIFIED:
0 PLC ± –
1 PLC ± –
2 PLC ± 0.41 [.016]
3 PLC ± –
4 PLC ± –
ANGLES ± –

MATERIAL –
FINISH –

AMP 4805 REV 31MAR2000

Downloaded from Elcodis.com electronic components distributor