

4

3

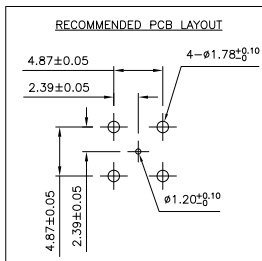
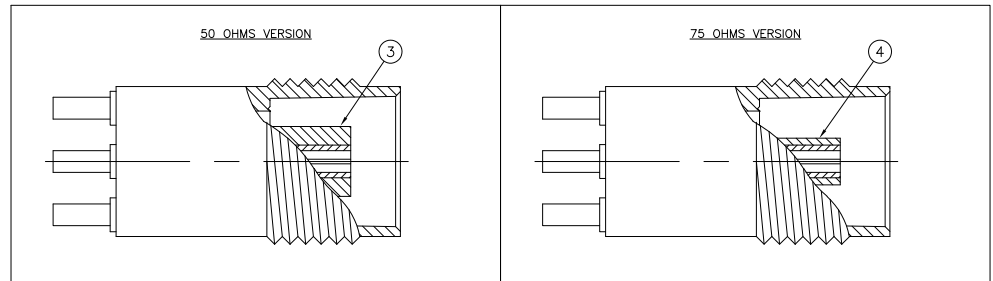
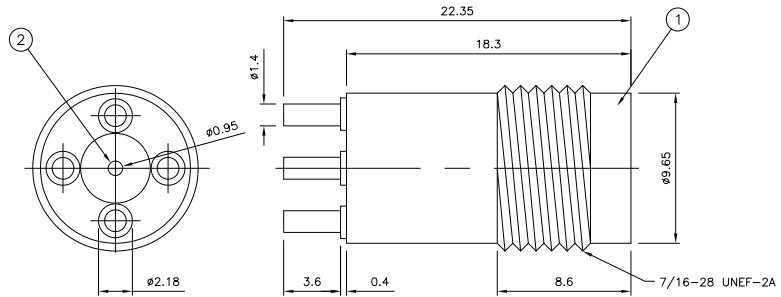
2

1

THIS DRAWING IS UNPUBLISHED. RELEASED FOR PUBLICATION NOV. 2006.
 © COPYRIGHT 2006 BY TYCO ELECTRONICS CORPORATION. ALL RIGHTS RESERVED.

LOC	DIST	REVISIONS			
P	LTR	DESCRIPTION	DATE	DWN	APVD
B		ECO-09-003420	11 Mar 09	RITA	BOB

- NOTES:
- ① PACK IN ACCORDANCE WITH AMP SPEC 107-3275
 - ② 100 TRAY PACK IN ACCORDANCE WITH AMP SPEC 107-3275
 - ③ Au PLATING
 - ④ Ni PLATING
 - 5 FOR TECHNICAL DATA REFER TO YOUR LOCAL TYCO ELECTRONICS SALES OFFICE
 - 6 ALL DIMENSIONS ARE NOMINAL FOR REFERENCE ONLY UNLESS OTHERWISE STATED



QTY	UNIT	DESCRIPTION	ITEM			
1	1	PTFE	INSULATION 4			
-	-	1	PTFE	INSULATION 3		
1	1	1	PHOSPHOR BRONZE	CONTACT 2		
1	1	1	ZINC	BODY 1		
5--3	5--2	5--1	5--0	MATERIAL	DESCRIPTION	ITEM

THIS DRAWING IS A CONTROLLED DOCUMENT.

DIMENSIONS: MM	TOLERANCES UNLESS OTHERWISE SPECIFIED: 0 PLC ± .05 1 PLC ± .05 2 PLC ± .05 3 PLC ± .05 4 PLC ± .05 ANGLES ± .05	DWN RITA ZUO 11 Mar 09 CHK ANSON MA 11 Mar 09 APVD BOB ZHAO 11 Mar 09	NAME TNC STRAIGHT PCB SOCKET 50 & 75 OHM
MATERIAL SEE TABLE	FINISH SEE TABLE	PRODUCT SPEC 108-112000 APPLICATION SPEC	SIZE A3 CAGE CODE 00779 DRAWING NO 1814805
CUSTOMER DRAWING		WEIGHT	RESTRICTED TO
		SCALE NTS	SHEET 1 OF 1 REV B