

4

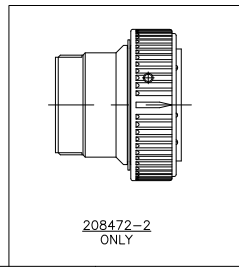
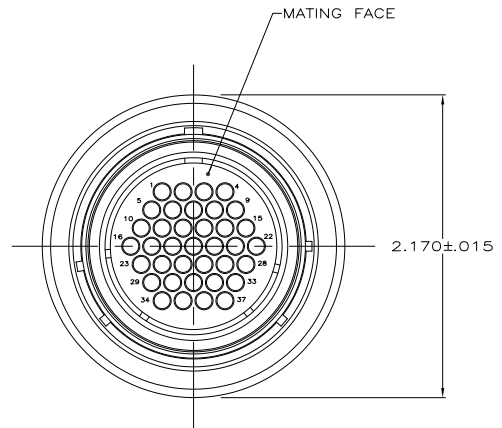
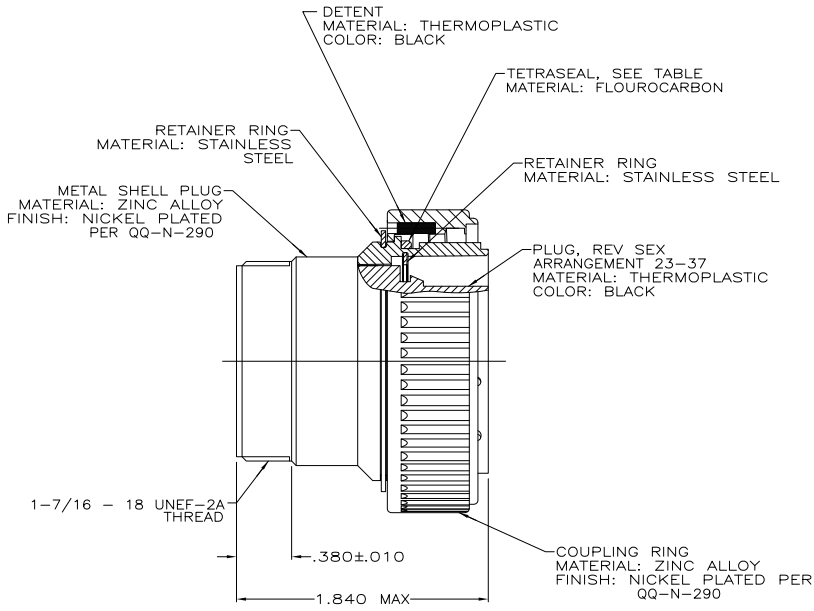
3

2

1

THIS DRAWING IS UNPUBLISHED. RELEASED FOR PUBLICATION.  
 © COPYRIGHT - By - ALL RIGHTS RESERVED.

LOC	DIST	REVISIONS					
FT	O	P	LTR	DESCRIPTION	DATE	OWN	APPD
		V1		REVISED PER ECO-11-005027	11MAR11	RK	HMR



1. AMP PART NUMBER AND DATE CODE TO BE LOCATED ON COUPLING RING.

NO	YES	208472-3
YES	YES	208472-2
NO	NO	208472-1
SECONDARY LOCKING FEATURE	TETRASEAL	PART NUMBER

THIS DRAWING IS A CONTROLLED DOCUMENT.		DWG	6-25-91	TE Connectivity
		DRG	4-10-92	
DIMENSIONS: INCHES		CHK	W. GLENKER	PLUG ASSEMBLY, REV SEX, SERIES 1, 28-37, CMC
TOLERANCES UNLESS OTHERWISE SPECIFIED:		APPD		
0 PLG	± .005	PRODUCT SPEC	108-10040	SIZE CASE CODE DRAWING NO A2 00779 C-208472
1 PLG	± .005	APPLICATION SPEC		
2 PLG	± .005	HEIGHT		RESTRICTED TO
3 PLG	± .005			
4 PLG	± .005			
ANGLES	± .005			
MATERIAL	SEE CALLOUT	FINISH	SEE CALLOUT	CUSTOMER DRAWING
		SCALE	2:1	SHEET 1 of 1
		REV	V1	