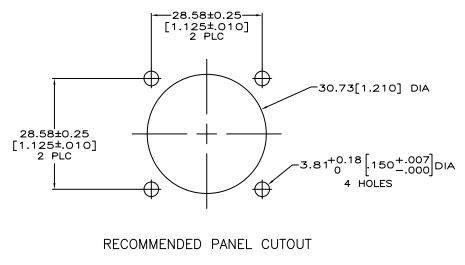
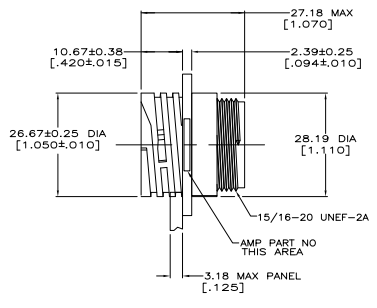
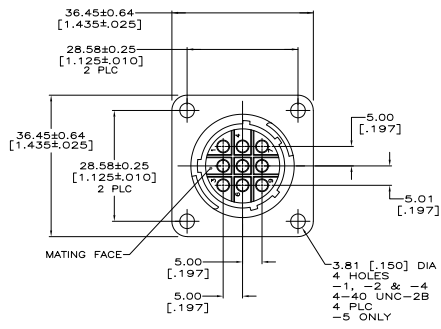
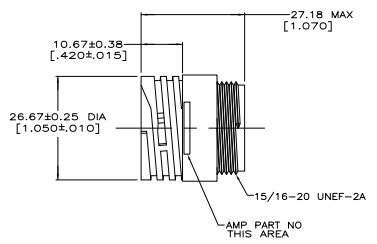
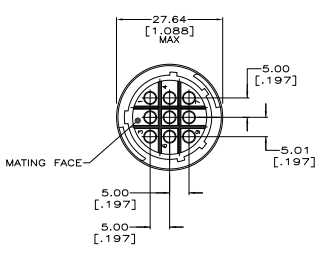


THIS DRAWING IS UNPUBLISHED
 ALL RIGHTS RESERVED

REV	DATE	DESCRIPTION	BY	APP
01		REVISED PER EDD-11-004820	11MM11	RK HMR



211769-1, -2, -4 & -5



211769-3

1. CAVITY IDENTIFICATION ON FRONT AND REAR FACE.
 2. WILL ACCEPT NINE (9) MULTIMATE SOCKET CONTACTS.
- ▲ 3.81[.150] MAXIMUM INSULATION DIAMETER.
 - ▲ 2.54[.100] MAXIMUM INSULATION DIAMETER.

YES	FLANGE	211769-5
NO	FLANGE	211769-4
NO	FREE HANGING	211769-3
NO	FLANGE	211769-2
NO	FLANGE	211769-1
THREADED INSERTS	MOUNTING	PART NUMBER

THIS DRAWING IS A CONTROLLED DOCUMENT. DATE: 09-21-11

TE Connectivity

RECEPTACLE HOUSING, REVERSE SIDE, SHELL SIZE 17, CPC

SIZE: 211769-3
 DRAWING NO: A100779
 CUSTOMER DRAWING