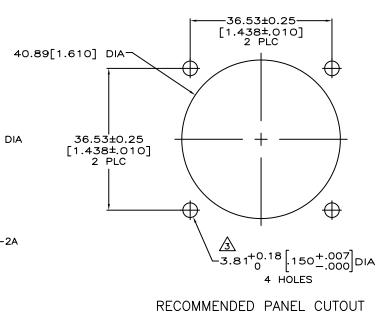
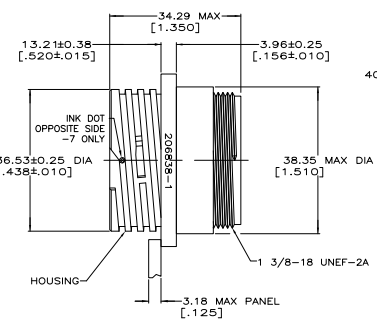
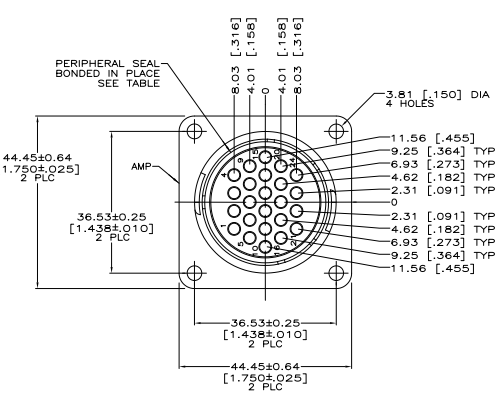
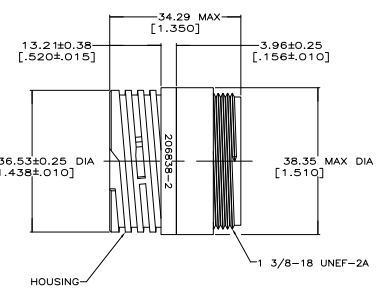
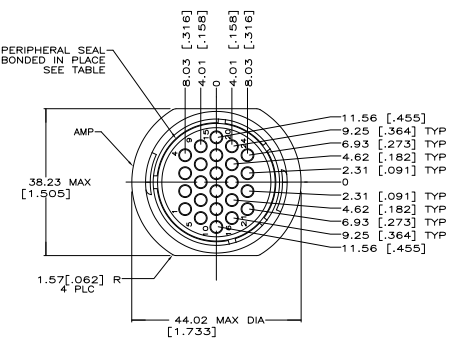


THIS DRAWING IS UNPUBLISHED
 ALL RIGHTS RESERVED

REV	DATE	DESCRIPTION	BY	CHK	APP
0					
1		REVISED PER ECD-11-004587	11MM11	RK	HMR



DETAIL A



DETAIL B

1. CAVITY IDENTIFICATION ON FRONT AND REAR FACE.
 2. WILL ACCEPT (24) MULTIMATE PIN CONTACTS.
 3. NO 4 FASTENER RECOMMENDED FOR MOUNTING.
 4. MAXIMUM INSULATION NOT TO EXCEED .150 DIA.
- △ WHITE DOT NEAR POSITION 1 ON WIRE ENTRY FACE.

△ STANDARD	YES	A	206838-8
STANDARD	YES	A	206838-7
SMALL PACK	NO	A	206838-5
STANDARD	YES	B	206838-4
STANDARD	YES	A	206838-3
STANDARD	NO	B	206838-2
STANDARD	NO	A	206838-1

PACKAGING PERIPHERAL SEAL SEE DETAIL PART NUMBER

DESCRIPTION	QUANTITY	UNIT	REVISION
RECEPTACLE HOUSING, STANDARD	108-10024		
RECEPTACLE HOUSING, STANDARD	108-10024		

THIS DRAWING IS A CONTROLLED DOCUMENT. DATE: 10/20/03

TE Connectivity

RECEPTACLE HOUSING, STANDARD
 SEX, SHELL SIZE 23, CPC

SIZE: DATE: DRAWING NO: 100779 ©=206838

CUSTOMER DRAWING

SCALE: 2:1 SHEET: 1 OF 1

488 (2/11)