

AAA Z

SERIES: \_\_\_\_\_  
Q-G\* CONNECTOR

# OF PINS/CONTACTS: \_\_\_\_\_  
3 - 7

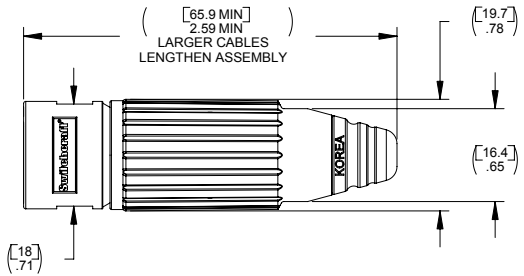
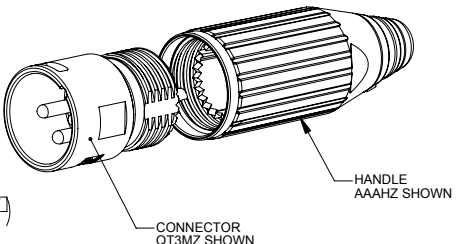
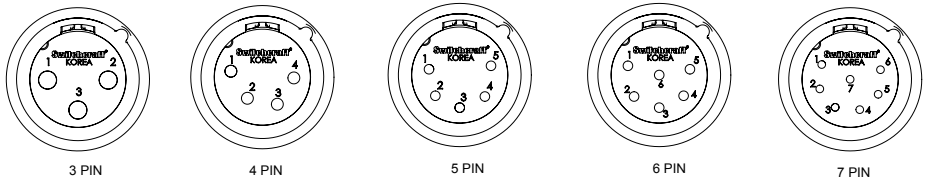
GENDER: \_\_\_\_\_  
M - MALE  
F - FEMALE

HANDLE STYLE: \_\_\_\_\_  
BLANK - METAL HANDLE  
P- PLASTIC HANDLE

FINISH: \_\_\_\_\_  
BLANK - NICKEL FINISH  
B - BLACK FINISH

PINS/CONTACT PLATING: \_\_\_\_\_  
BLANK - SILVER  
AU - GOLD

FLEX RELIEF STYLE: \_\_\_\_\_  
BLANK - FLEX RELIEF I.D. 0.135 [3.4mm]  
ACCEPTS CABLE O.D. 0.100 - 0.260 [2.5mm - 6.6mm]  
L - FLEX RELIEF I.D. 0.225 [5.7mm]  
ACCEPTS CABLE O.D. 0.260 - 0.285 [6.6mm - 7.2mm]



CUSTOMER DRAWING

NOTE:  
1. CONNECTORS AND HANDLES SHIPPED SIDE BY SIDE OR IN BULK.  
2. THESE PRODUCTS ARE RoHS COMPLIANT.

REV	ECO NUMBER	DATE	BY	APVD
D	25711	10-17-07	JGK	TJK
C	24940	3-11-05	JL	TJK
B	24552	10-13-03	JL	BRH
A	24446	8-12-03	JL	BRH
REVISIONS				

★ STAR SYMBOL DENOTES CRITICAL DIMENSION

UNLESS OTHERWISE SPECIFIED

1. ALL DIMENSIONS IN INCHES  
- TWO PLACE DECIMALS ±0.01  
- THREE PLACE DECIMALS ±0.005  
- ANGLES ±1°  
- ALL DIA. CONCENTRIC WITHIN 0.005 T.J.R.

2. FEATURES ON THE SAME CENTERLINE MUST BE ALIGNED WITHIN ±0.002

3. REMOVE ALL BURRS

SIZE	WIDTH	MULT	LBS/M	TEMPER
FINISH	SPEC No.	FIRST USED ON	SCALE	MATERIAL SPEC No.
03-10-03	BRH	8-12-03	1.5:1	8-12-03
NAME				REV
MALE QT CONNECTOR, RoHS				D



DO NOT SCALE DRAWING

SolidWorks CAD File