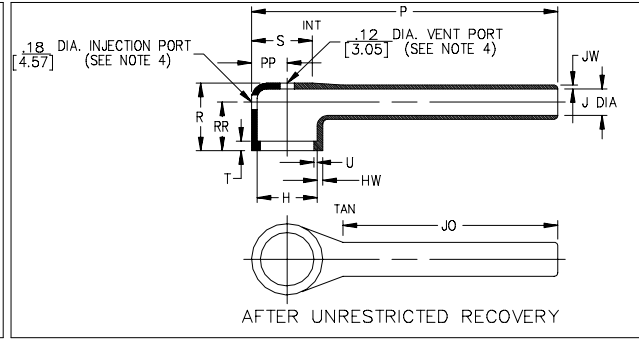
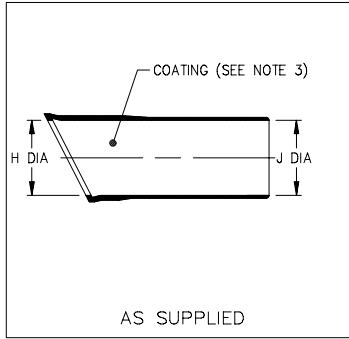


Thermofit Molded Parts Specification Control Drawing

Part Number : 222D211 thru 299
Description : Boot, 90°, With Lip

NOTES

- All dimensions are in inches [millimeters] lbs [gms]
- Dimensions appearing in table are as follows:
 - a - As Supplied
 - b - After Unrestricted Recovery
- Coating is optional. As supplied dimensions appearing in table are for uncoated parts. When coating is added, entry diameters will be reduced by .06 max.
- Molding parts are optional. When -00 modification number is specified molding parts will be located as shown.
- Weight shown in table of dimensions is based on polyolefin part.



PART NUMBER	H		J			P	R	S	T	U	JO	PP	RR	HW	JW	Weight Nom
	Min	Max	Min	Min	Max	±10%	Ref	Ref	Ref	Ref	±10%	±10%	±10%	±20%	±20%	
	a	b	a	a	b	b	b	b	b	b	b	b	b	b	b	
222D211	.88 [22,4]	.45 [11,4]	.88 [22,4]	.55 [14,0]	.25 [6,4]	4.14 [105,2]	.73 [18,5]	.47 [11,9]	.12 [3,05]	.04 [1,02]	3.45 [87,6]	.27 [6,9]	.49 [12,4]	.06 [1,52]	.045 [1,14]	.01 [5,0]
222D221	1.01 [25,7]	.59 [15,0]	1.01 [25,7]	.63 [16,0]	.29 [7,4]	4.88 [124,0]	.78 [19,8]	.60 [15,2]	.12 [3,05]	.04 [1,02]	3.90 [99,1]	.33 [8,4]	.59 [15,0]	.06 [1,52]	.045 [1,14]	.02 [9,0]
222D232	1.16 [29,5]	.74 [18,8]	1.16 [29,5]	.72 [18,3]	.33 [8,4]	5.76 [146,3]	.82 [20,8]	.75 [19,1]	.12 [3,05]	.04 [1,02]	4.50 [114,3]	.41 [10,4]	.61 [15,5]	.07 [1,78]	.045 [1,14]	.02 [9,0]
222D242	1.34 [34,0]	.90 [22,9]	1.34 [34,0]	.84 [21,3]	.38 [9,7]	6.78 [172,2]	.86 [21,8]	.90 [22,9]	.12 [3,05]	.04 [1,02]	5.22 [132,6]	.48 [12,2]	.62 [15,7]	.07 [1,78]	.045 [1,14]	.03 [14,0]
222D253	1.47 [37,3]	1.16 [29,5]	1.47 [37,3]	.91 [23,1]	.41 [10,4]	7.29 [185,2]	.96 [24,4]	1.15 [29,2]	.12 [3,05]	.065 [1,65]	5.66 [143,8]	.61 [15,5]	.70 [17,8]	.08 [2,03]	.045 [1,14]	.03 [14,0]
222D263	1.72 [43,7]	1.34 [34,0]	1.72 [43,7]	1.07 [27,2]	.48 [12,2]	8.41 [213,6]	1.08 [27,4]	1.32 [33,5]	.12 [3,05]	.065 [1,65]	6.66 [169,2]	.72 [18,3]	.78 [19,8]	.08 [2,03]	.045 [1,14]	.05 [24,0]
222D274	1.97 [50,0]	1.62 [41,1]	1.97 [50,0]	1.24 [31,5]	.56 [14,2]	8.84 [224,5]	1.16 [29,5]	1.59 [40,4]	.12 [3,05]	.065 [1,65]	6.82 [173,2]	.83 [21,1]	.82 [20,8]	.09 [2,29]	.055 [1,40]	.10 [46,0]
222D285	2.47 [62,7]	1.85 [47,0]	2.47 [62,7]	1.54 [39,1]	.69 [17,5]	8.95 [227,3]	1.31 [33,3]	1.81 [46,0]	.12 [3,05]	.08 [2,03]	6.62 [168,1]	.95 [24,1]	.92 [23,4]	.10 [2,54]	.055 [1,40]	.10 [46,0]
222D296	2.73 [69,3]	2.35 [59,7]	2.73 [69,3]	1.70 [43,2]	.77 [19,6]	9.19 [233,4]	1.38 [35,1]	2.28 [57,9]	.12 [3,05]	.08 [2,03]	6.19 [157,2]	1.18 [30,0]	.93 [23,6]	.10 [2,54]	.055 [1,40]	.10 [46,0]
222D299	3.22 [81,8]	2.64 [67,1]	3.22 [81,8]	2.01 [51,1]	.90 [22,9]	9.33 [237,0]	1.75 [44,5]	2.55 [64,8]	.12 [3,05]	.08 [2,03]	5.95 [151,1]	1.31 [33,3]	1.23 [31,2]	.10 [2,54]	.055 [1,40]	.11 [48,0]



RAYCHEM CORPORATION
300 CONSTITUTION DRIVE
MENLO PARK, CALIFORNIA 94025
(415) 361-6055

Revision : Q
Date : 9/17/92

Part Number : 222D211 thru 299
Description : Boot, 90°, With Lip

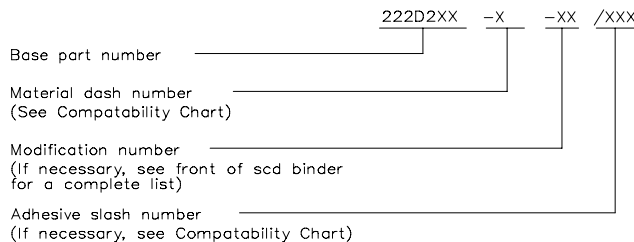
Thermofit Molded Parts Specification Control Drawing

Part Number : 222D211 thru 299
Description : Boot, 90°, With Lip

MATERIAL DASH NO.	MATERIAL DESCRIPTION	RT SPEC	COATING SLASH NO.	COATING S NO.	COATING DESCRIPTION
-3	Polyolefin, Semi-rigid	RT-301	/42;/86;/87;/180	S-1017;S-1048;S-1052;S-1030	Adhesive
-4	Polyolefin, Flexible	RT-1304	/42;/86;/87;/180	S-1017;S-1048;S-1052;S-1030	Adhesive
-5	Elastomer, Space	RT-1308	N/A		
-6	Silicone	RT-602	N/A		
-8	Polyolefin, Space	RT-1308	N/A		
-12	*VITON, Flexible	RT-1312	N/A		
-25	Elastomer, Fluid Resistant	RT-1325	/42;/86	S-1017;S-1048	Adhesive
-100	Polyolefin, Semi-flexible ZEROHAL™	RT-1323	/184	S-1030	Adhesive

*VITON is a Registered Trademark of Dupont

ORDERING INFORMATION



THIS DRAWING IS SUBJECT TO CHANGE WITHOUT NOTICE; CONSULT YOUR NEAREST FIELD REPRESENTATIVE FOR CURRENT REVISION



RAYCHEM CORPORATION
300 CONSTITUTION DRIVE
MENLO PARK, CALIFORNIA 94025
(415) 361-6055

Revision : Q
Date : 9/17/92

Part Number : 222D211 thru 299
Description : Boot, 90°, With Lip

CAD FILE MP92422