

Thermofit[®] Molded Parts

Specification Control Drawing

Limited Distribution

Part Number : 202D2XX-X-61
 Description : Boot, Straight, With Lip

NOTES

- All dimensions are in $\frac{\text{inches}}{\text{millimeters}}$
- Dimensions appearing in table are as follows:
 a - As Supplied
 b - After Unrestricted Recovery
- Coating is optional. As supplied dimensions appearing in table are for uncoated parts. When coating is added, entry diameters will be reduced by .06 max.
- Parts shall have color stripe .12 wide x 360° around outside surface approx. As shown and must meet requirements set forth in MS-3117 colors shall be as follows:

DASH NO.	COLOR
-3	WHITE
-4	RED
-12	YELLOW

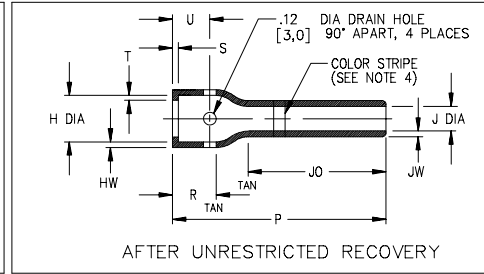
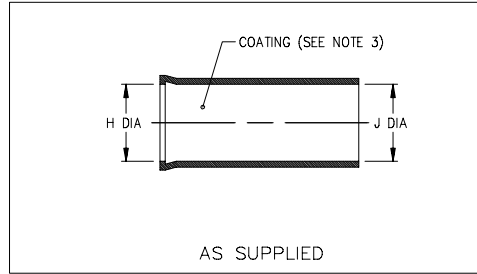


TABLE OF DIMENSIONS

PART NUMBER	H		J			P	R	S	T	JO	U	HW	JW
	Min a	Max b	Min -3,-4 a	Min -12 a	Max b								
202D211-X-61	.88 [22,4]	.45 [11,4]	.88 [22,4]	.55 [14,0]	.25 [6,4]	4.17 [105,9]	.46 [11,7]	.12 [3,0]	.04 [1,0]	3.40 [86,4]	.47 [11,9]	.06 [1,5]	.045 [1,14]
202D221-X-61	1.01 [25,7]	.59 [15,0]	1.01 [25,7]	.63 [16,0]	.29 [7,4]	4.77 [121,2]	.48 [12,2]	.12 [3,0]	.04 [1,0]	3.88 [98,6]	.47 [11,9]	.06 [1,5]	.045 [1,14]
202D232-X-61	1.16 [29,5]	.74 [18,8]	1.16 [29,5]	.72 [18,3]	.33 [8,4]	5.46 [138,7]	.48 [12,2]	.12 [3,0]	.04 [1,0]	4.44 [112,8]	.47 [11,9]	.07 [1,8]	.045 [1,14]
202D242-X-61	1.34 [34,0]	.90 [22,9]	1.34 [34,0]	.84 [21,3]	.38 [9,7]	6.28 [159,5]	.48 [12,2]	.12 [3,0]	.04 [1,0]	5.15 [130,8]	.47 [11,9]	.07 [1,8]	.045 [1,14]
202D253-X-61	1.47 [37,3]	1.16 [29,5]	1.47 [37,3]	.91 [23,1]	.41 [10,4]	7.00 [177,8]	.55 [14,0]	.12 [3,0]	.065 [1,65]	5.60 [142,2]	.47 [11,9]	.08 [2,0]	.045 [1,14]
202D263-X-61	1.72 [43,7]	1.34 [34,0]	1.72 [43,7]	1.07 [27,2]	.48 [12,2]	8.00 [203,2]	.60 [15,2]	.12 [3,0]	.065 [1,65]	6.42 [163,1]	.47 [11,9]	.08 [2,0]	.045 [1,14]
202D274-X-61	1.97 [50,0]	1.62 [41,2]	1.97 [50,0]	1.24 [31,5]	.56 [14,2]	8.00 [203,2]	.60 [15,2]	.12 [3,0]	.065 [1,65]	6.21 [157,7]	.47 [11,9]	.09 [2,3]	.055 [1,40]
202D285-X-61	2.47 [62,7]	1.85 [47,0]	2.47 [62,7]	1.54 [39,1]	.69 [17,5]	8.00 [203,2]	.63 [16,0]	.12 [3,0]	.08 [2,0]	6.03 [153,2]	.63 [16,0]	.10 [2,5]	.055 [1,40]
202D296-X-61	2.73 [69,3]	2.35 [59,7]	2.73 [69,3]	1.70 [43,2]	.77 [19,6]	8.00 [203,2]	.63 [16,0]	.12 [3,0]	.08 [2,0]	5.64 [143,3]	.63 [16,0]	.10 [2,5]	.055 [1,40]
202D299-X-61	3.22 [81,8]	2.64 [67,1]	3.22 [81,8]	2.01 [51,1]	.90 [22,9]	8.00 [203,2]	.63 [16,0]	.12 [3,0]	.08 [2,0]	5.45 [138,4]	.63 [16,0]	.10 [2,5]	.055 [1,40]

Raychem

RAYCHEM CORPORATION
 300 CONSTITUTION DRIVE
 MENLO PARK, CALIFORNIA 94025
 (415) 361-6055

Revision : B
 Date : 4/15/93

Part Number : 202D2XX-X-61
 Description : Boot, Straight, With Lip

Thermofit[®] Molded Parts

Specification Control Drawing

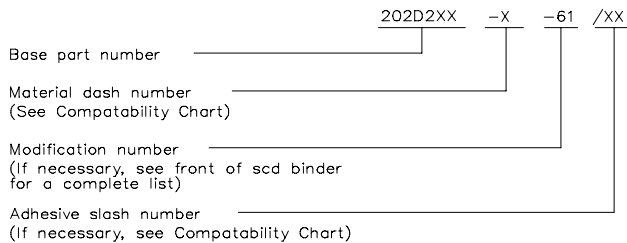
Limited Distribution

Part Number : 202D2XX-X-61
 Description : Boot, Straight, With Lip

MATERIAL DASH NO.	MATERIAL DESCRIPTION	RT SPEC	COATING SLASH NO.	COATING S NO.	COATING DESCRIPTION
-3	Polyolefin, Semi-rigid	RT-301	/42	S-1017	Adhesive
-4	Polyolefin, Flexible	RT-1304	/42	S-1017	Adhesive
-12	*VITON, Flexible	RT-1312	N/A		

*VITON is a Registered Trademark of Dupont

ORDERING INFORMATION



THIS DRAWING IS SUBJECT TO CHANGE WITHOUT NOTICE; CONSULT YOUR NEAREST FIELD REPRESENTATIVE FOR CURRENT REVISION

Raychem

RAYCHEM CORPORATION
 300 CONSTITUTION DRIVE
 MENLO PARK, CALIFORNIA 94025
 (415) 361-6055

Revision : B
 Date : 4/15/93

Part Number : 202D2XX-X-61
 Description : Boot, Straight, With Lip

CAD FILE MP93100