


6325 PCI Express Card Edge Connectors



GENERAL DESCRIPTION

The standard vertical card edge connectors are specifically designed to implement PCI Express technology for desktop PCs and server systems. These connectors allow the end user to upgrade the PC with an “add on graphics card”. Therefore complete range is available to support basic speed x1 to high-speed x16 bandwidth requirements.

The connectors are available in 36(x1), 64(x4), 98(x8) and 164(x16) contact positions, all in a 1.00mm pitch. Therefore each range can support different bandwidth requirements for an “add on” graphics card.

These connectors are ideal for use in a broad range of computing/data communication applications, including desktop PCs, Servers and Workstations.

All connectors support PCI Express signal and Power requirements as well as the interface between system board and the add on card specification.

FEATURES/BENEFITS

- Different tail (contact) length (2.3mm or 3.00mm) available to support differing motherboard thickness.
- Tails are offset to form 4 rows on a 2.00mm pitch, thus making wave soldering easier.
- All connectors come with locating bosses to help align the connector to PCB (motherboard).
- Raised ridge at the topside of the connector, which can be used to lock/retain the graphic card.
- Molded polarization key prevents improper insertion of the PCB.
- Connectors have slots to accept “add in” cards with thickness of 1.58mm (0.062in).
- Conforms to PCI Express specification on connectors.
- Available in black or white color.

TECNICAL SPECIFICATIONS

- Current Rating:** 1.1 Ampere, maximum
- Contact Resistance:** 30 milliohm, maximum
- Contact Material:** Phosphor Bronze
- Contact Plating:** See table below
- Insulator Material:** 30% Glass Filled Nylon
- Insulation Resistance:** 100 Megaohms 50 50V AC

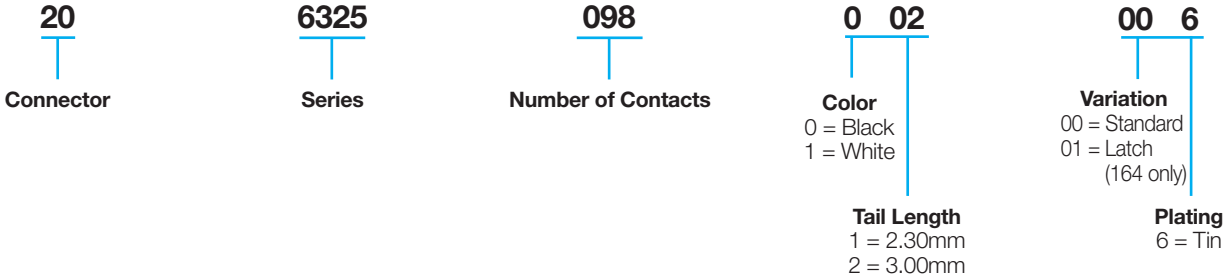
Plating Table

Code	Contact Area	Terminal Area
6	15µ" AuNi (0.38µM)	Tin

APPLICATIONS

- Desktop PCs
- Servers
- Work Stations
- Factory Automation Systems

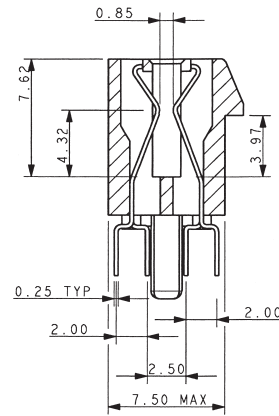
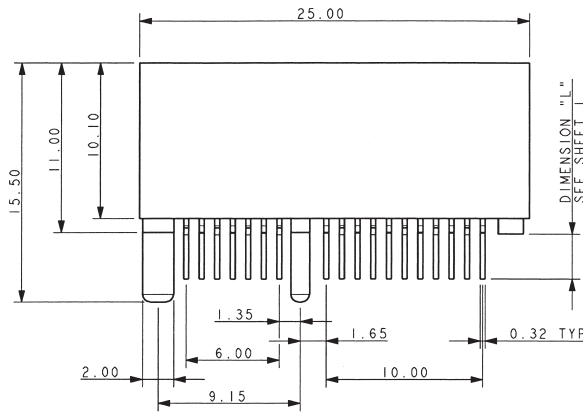
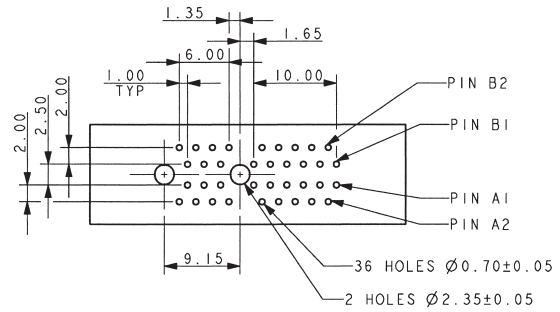
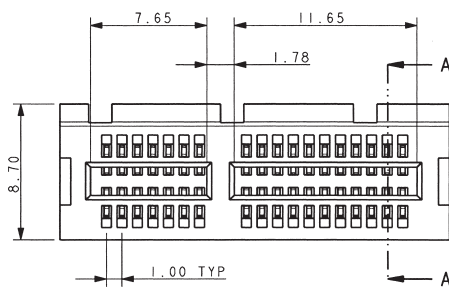
HOW TO ORDER



6325 PCI Express Card Edge Connectors

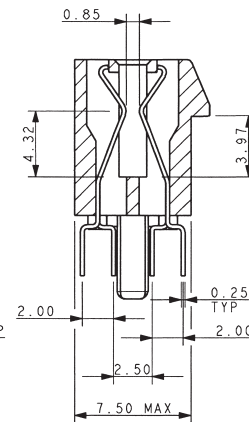
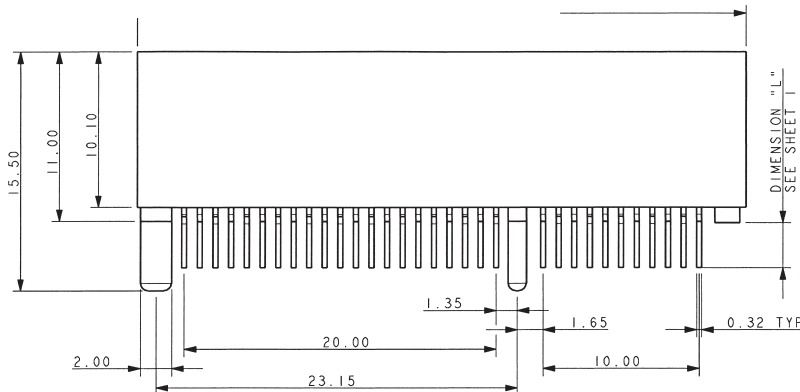
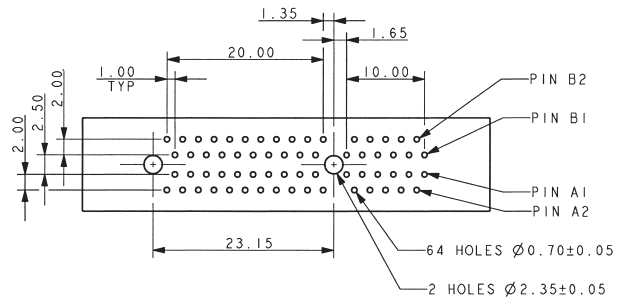
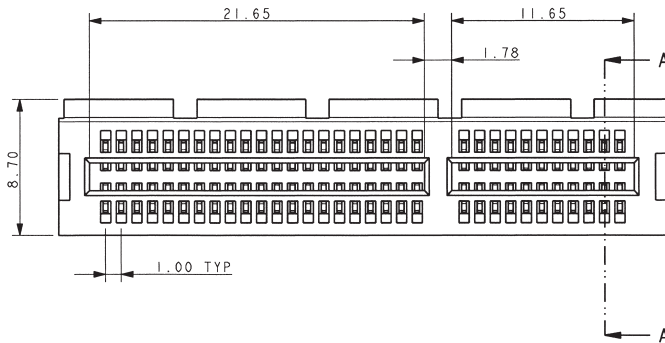


36 WAY CONNECTOR



SECTION ON A-A

64 WAY CONNECTOR



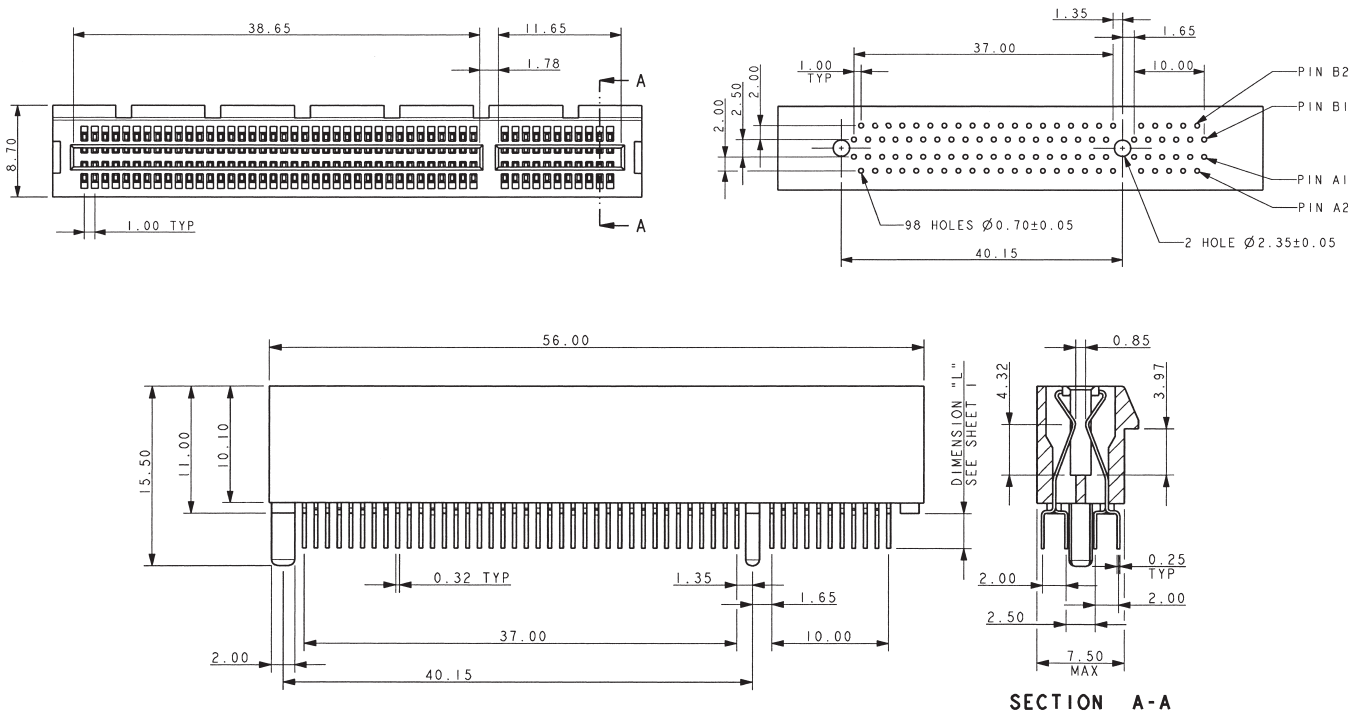
SECTION A-A



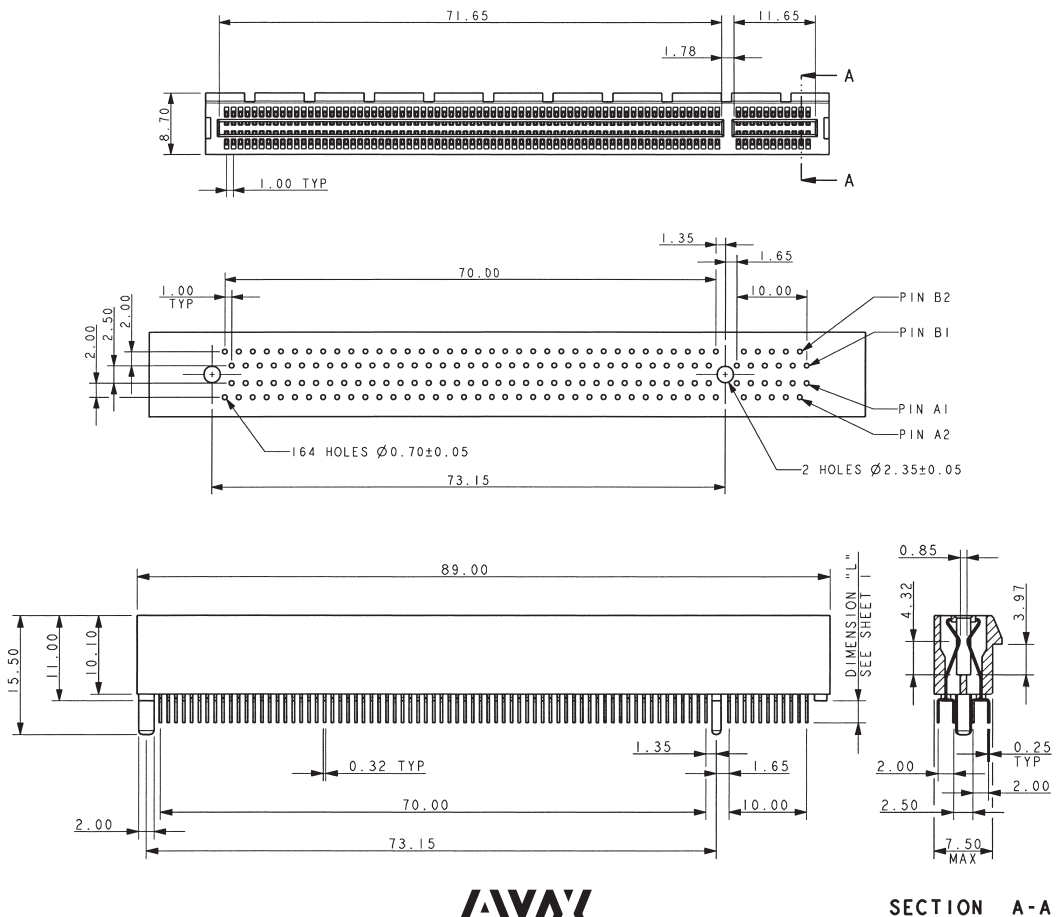
6325 PCI Express Card Edge Connectors



98 WAY CONNECTOR



164 WAY CONNECTOR

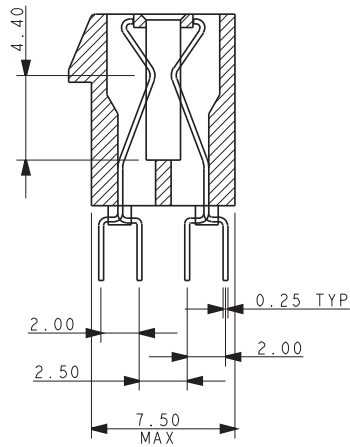
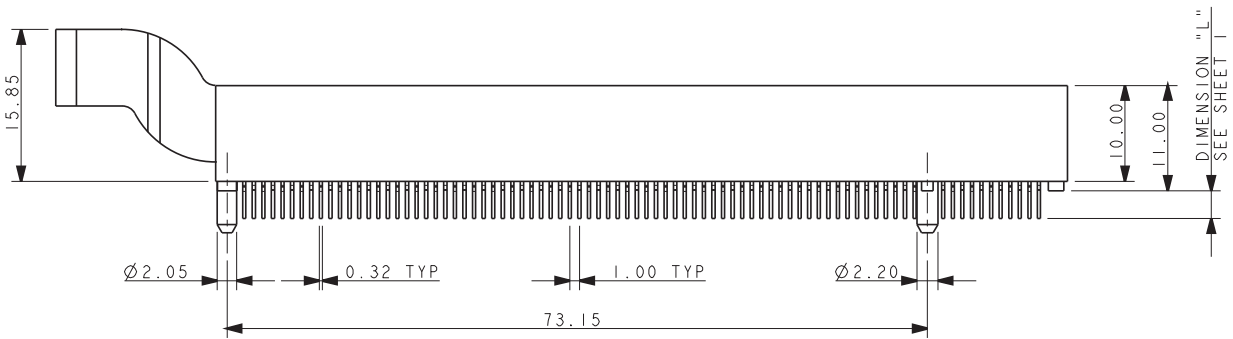
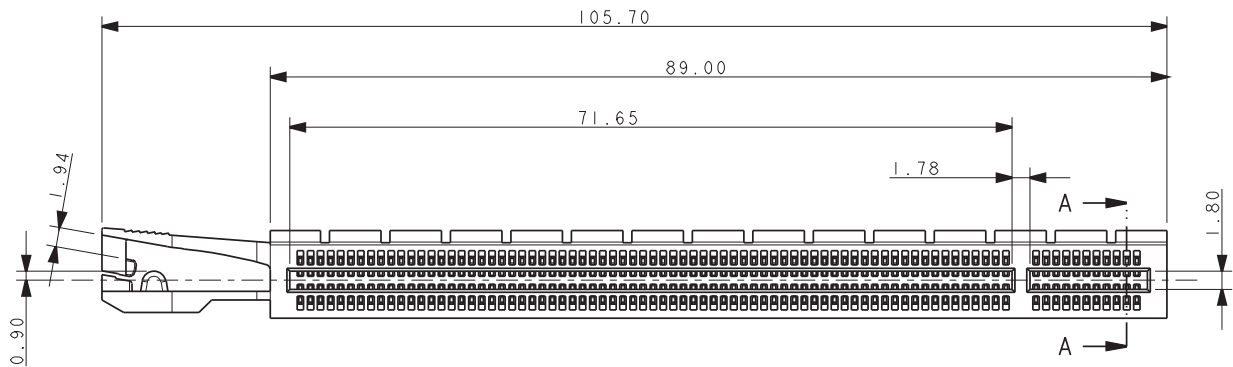


SECTION A-A

6325 PCI Express Card Edge Connectors



164 WAY CONNECTOR WITH LATCH



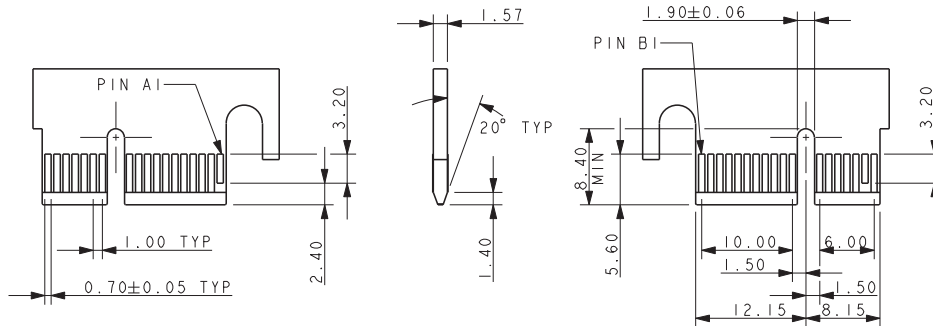
SECTION ON A-A



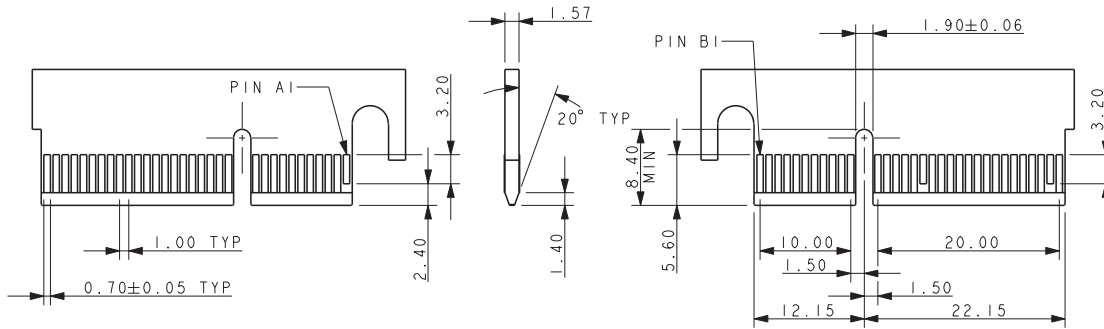
6325 PCI Express Card Edge Connectors



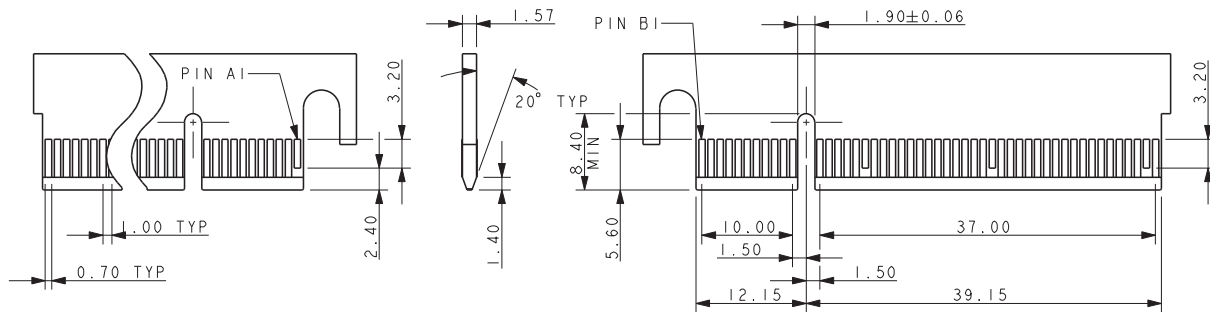
SUGGESTED PCB LAYOUT - PCB EDGE 36 WAY CONNECTOR



64 WAY CONNECTOR

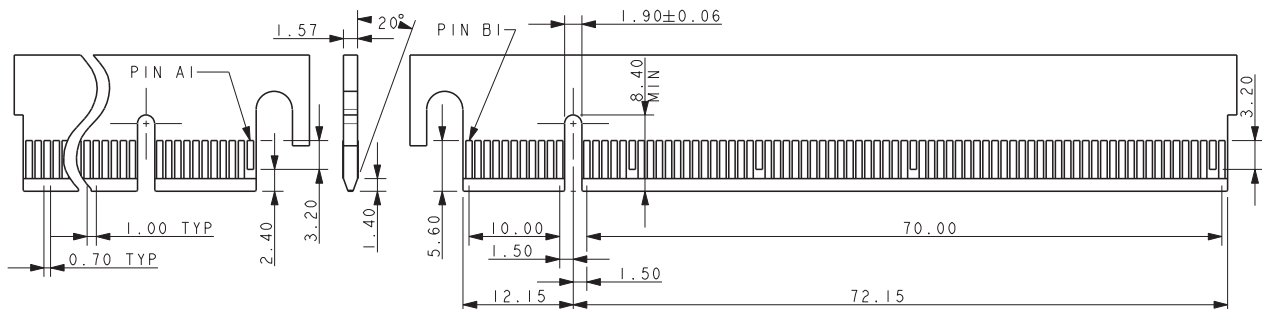


98 WAY CONNECTOR



164 WAY CONNECTOR

(EDGE PROFILE OF PCB AS CENTER VIEW FOR 36 WAY CONNECTOR)



AMERICAS

AVX Myrtle Beach, SC Corporate Offices

Tel: 843-448-9411
FAX: 843-448-1943

AVX Northwest, WA

Tel: 360-699-8746
FAX: 360-699-8751

AVX North Central, IN

Tel: 317-848-7153
FAX: 317-844-9314

AVX Midwest, MN

Tel: 952-974-9155
FAX: 952-974-9179

AVX Mid/Pacific, CA

Tel: 510-661-4100
FAX: 510-661-4101

AVX Northeast, MA

Tel: 617-479-0345
FAX: 843-916-7614

AVX Southwest, AZ

Tel: 602-678-0384
FAX: 602-678-0385

AVX South Central, TX

Tel: 214-566-2859
FAX: 972-461-0575

AVX Southeast, GA

Tel: 404-608-8151
FAX: 770-972-0766

AVX Canada

Tel: 905-238-3151
FAX: 905-238-0319

AVX South America

Tel: ++55-11-2193-7200
FAX: ++55-11-2193-7210

EUROPE

AVX Limited, England European Headquarters

Tel: ++44 (0) 1252-770000
FAX: ++44 (0) 1252-770001

AVX/ELCO, England

Tel: ++44 (0) 1638-675000
FAX: ++44 (0) 1638-675002

AVX S.A.S., France

Tel: ++33 (0) 1-69-18-46-00
FAX: ++33 (0) 1-69-28-73-87

AVX GmbH, Germany

Tel: ++49 (0) 8131-9004-0
FAX: ++49 (0) 8131-9004-44

AVX srl, Italy

Tel: ++390 (0)2 614-571
FAX: ++390 (0)2 614-2576

AVX Czech Republic

Tel: ++420 57 57 57 521
FAX: ++420 57 57 57 109

ASIA-PACIFIC

AVX/Kyocera, Singapore Asia-Pacific Headquarters

Tel: (65) 6286-7555
FAX: (65) 6488-9880

AVX/Kyocera, Hong Kong

Tel: (852) 2-363-3303
FAX: (852) 2-765-8185

AVX/Kyocera, Korea

Tel: (82) 2-785-6504
FAX: (82) 2-784-5411

AVX/Kyocera, Taiwan

Tel: (886) 2-2698-8778
FAX: (886) 2-2698-8777

AVX/Kyocera, Malaysia

Tel: (60) 4-228-1190
FAX: (60) 4-228-1196

Elco, Japan

Tel: 045-943-2906/7
FAX: 045-943-2910

Kyocera, Japan - AVX

Tel: (81) 75-604-3426
FAX: (81) 75-604-3425

Kyocera, Japan - KDP

Tel: (81) 75-604-3424
FAX: (81) 75-604-3425

AVX/Kyocera, Shanghai, China

Tel: 86-21 6215 5588
FAX: 86-21 6215 5580

AVX/Kyocera, Beijing, China

Tel: 86-10 6588 3528
Fax: 86-10 6588 3529

AVX/Kyocera, Tianjin, China

Tel: 86-22 8558 9052
Fax: 86-22 5885 9061

ASIA-KED

KED, Hong Kong

Tel: (852) 2305 1080
FAX: (852) 2305 1405

KED, Shanghai

Tel: (86) 21 6859 9898
FAX: (86) 21 5887 2542

KED, Beijing

Tel: (86) 10 5869 4655
FAX: (86) 10 5869 4677

KED, South Korea

Tel: (82) 2 783 3288
FAX: (82) 2 783 3207

KED, Taiwan

Tel: (886) 2 2950 0268
FAX: (886) 2 2950 0520

KED, Singapore

Tel: (65) 6255 3122
FAX: (65) 6255 5092

Contact:

NOTICE: Specifications are subject to change without notice. Contact your nearest AVX Sales Office for the latest specifications. All statements, information and data given herein are believed to be accurate and reliable, but are presented without guarantee, warranty, or responsibility of any kind, expressed or implied. Statements or suggestions concerning possible use of our products are made without representation or warranty that any such use is free of patent infringement and are not recommendations to infringe any patent. The user should not assume that all safety measures are indicated or that other measures may not be required. Specifications are typical and may not apply to all applications.

© AVX Corporation



<http://www.avx.com>

S-MCC00M208-C