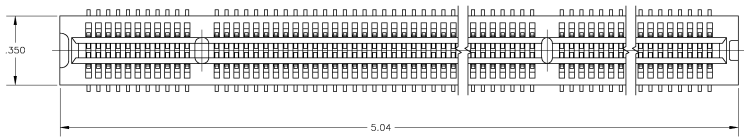
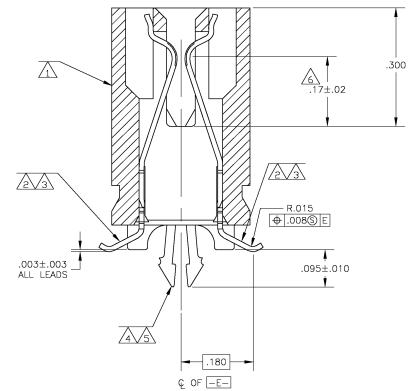
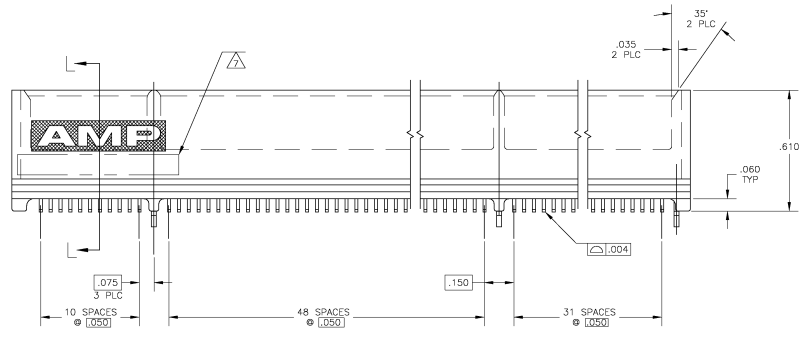


THIS DRAWING IS UNCLASSIFIED
 UNLESS INDICATED OTHERWISE
 ALL RIGHTS RESERVED

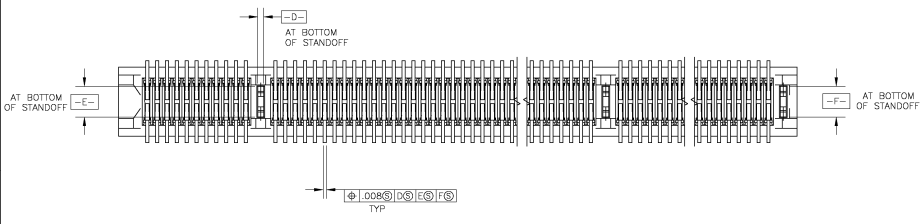
REV	DATE	DESCRIPTION	BY	CHK	APP
00					
A		RELEASED PER 0512-0287-04			13 SEP 04AWF/AMF



- △ HOUSING: HIGH TEMPERATURE THERMOPLASTIC.
- △ CONTACT: PHOSPHOR BRONZE.
- △ CONTACT FINISH: .000100 MIN NICKEL ALL OVER, .000030 MIN GOLD OVER NICKEL IN CONTACT AREA, .000100 MIN MATTE TIN OVER NICKEL ON SOLDER TAILS.
- △ METAL HOLD DOWN: BRASS
- △ METAL HOLD DOWN FINISH: .000050 MIN NICKEL ALL OVER, .000150 MIN MATTE TIN ALL OVER.
- △ DISTANCE FROM CONTACT POINT TO BOTTOM OF CARD SLOT.
- △ AMP PART NUMBER, DATE CODE AND CSA LOGO MARKED IN APPROXIMATE AREA SHOWN.



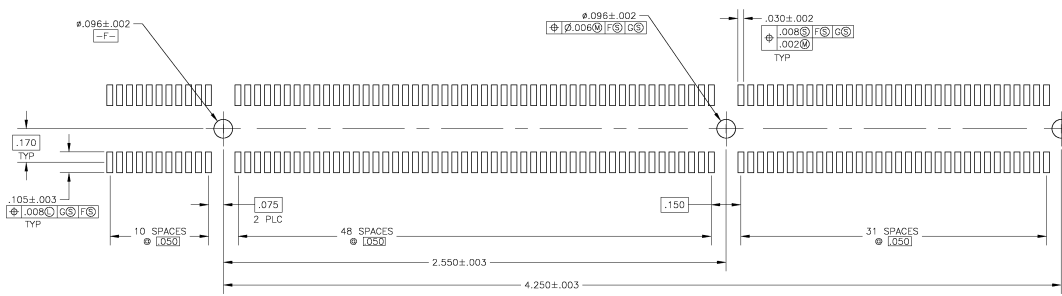
SECTION L-L
 SCALE 8:1



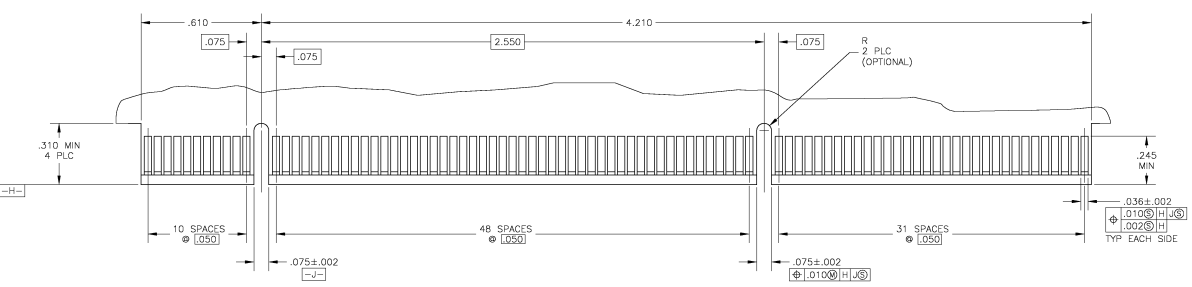
TRAY	6489934-1
PACKAGING	PART NUMBER

THIS DRAWING IS A CONTROLLED DOCUMENT.		DATE: 02 JUN 93	BY: EFRANKLIN	DATE: 20 JAN 93	REV: 1
DRAWN BY: MOHS		DESIGNED BY: MOHS		PROJECT: 10B-14034	
CHECKED BY: MOHS		APPROVED BY: MOHS		DATE CODE: 00779	
MATERIAL: PHOSPHOR BRONZE		WEIGHT: ---		PART NO: 6489934	
FINISH: ---		CUST. DRAWING		RESTRICTED TO: ---	
SCALE: 8:1		SHEET: 1		OF: 2	

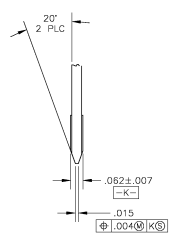
AMP 4402 REV 01/04/00



RECOMMENDED CONNECTOR MOUNTING HOLE PATTERN
 (CONNECTOR SIDE SHOWN)



RECOMMENDED MATING BOARD EDGE CONFIGURATION



THIS DRAWING IS A CONTROLLED DOCUMENT.		DATE: 02 JUN 83	BY: J.F.B./T.M.	CHK: J.F.B./T.M.	APP: J.F.B./T.M.
REV: 00		DATE: 02 JUN 83	BY: J.F.B./T.M.	CHK: J.F.B./T.M.	APP: J.F.B./T.M.
MATERIAL: -		PROJECT: 10B-14034	CONNECTION: 92 DUAL POSITION, .050 SERIES, STANDARD EDGE SURFACE MOUNT		
PART: -		WEIGHT: -	REV: A1	DATE: 08/79	DRAWING NO: 648993.4
CUSTOMER DRAWING		SCALE: 4:1	SHEET: 2	TOTAL SHEETS: 2	REV: A