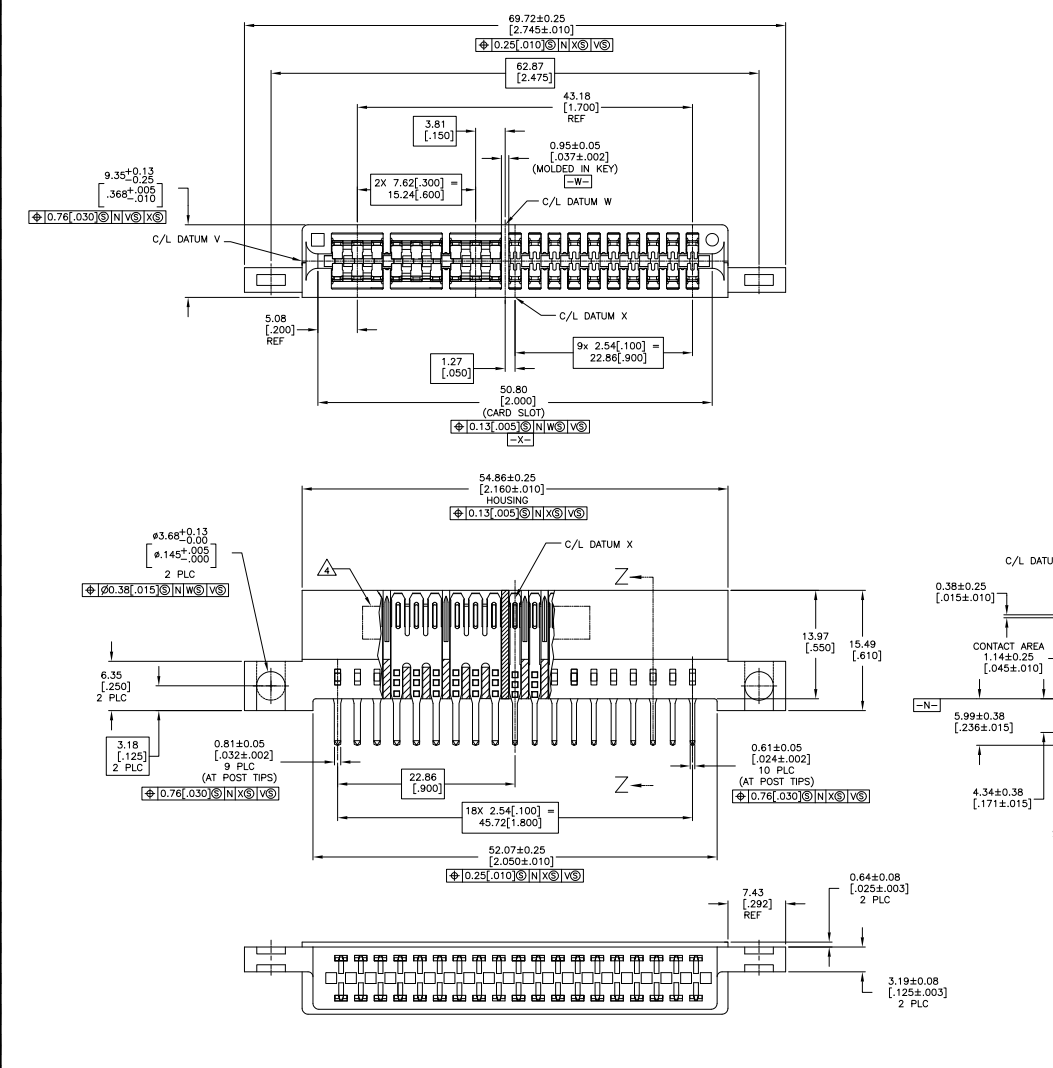


THIS DRAWING IS UNAPPROVED FOR PRODUCTION
 © 2008 BY TTI ELECTRONICS CORPORATION. ALL RIGHTS RESERVED.

REV	DATE	DESCRIPTION	BY	APP
AA	00			
B	02-26-2008		25AA/106	LAM/JWF



1. HOUSING MATERIAL: GLASS FILLED POLYESTER, COLOR: BLACK
 2. CONTACT BASE MATERIAL: HIGH CONDUCTIVITY COPPER ALLOY
 3. CONTACT FINISH: NICKEL PLATE, .00127 [0.00050] MIN, ALL OVER
 WHITE TIN PLATE, .00254 [0.00100] MIN ON SOLDER POSTS,
 GOLD PLATE, .00076 [0.00030] MIN IN MATING INTERFACE
- △ AMP PART NUMBER AND DATE CODE MARKED IN APPROXIMATE AREA SHOWN
 △ NO BURRS AND/OR SHARP EDGES ARE PERMISSIBLE

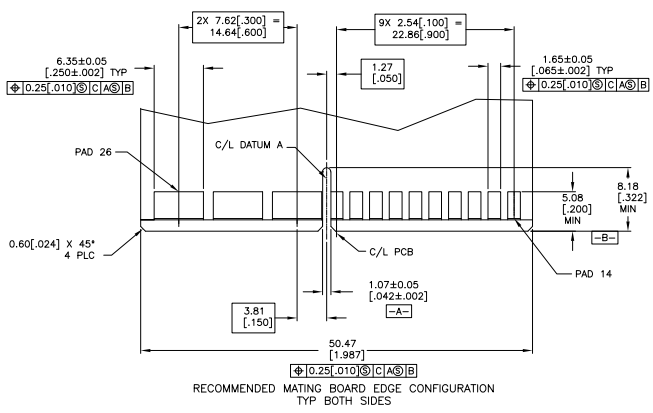
10	3	1761500-1
NO OF SINGLE POSITIONS	NO OF MULTIPLE POSITIONS	PART NUMBER

THIS DRAWING IS A CONTROLLED DOCUMENT		REV	DATE	DESCRIPTION	BY	APP
INCHES	MILLIMETERS	108-2202	114-13018	CONNECTOR ASSEMBLY, 2.54 [100] CENTERLINE, CARD EDGE		
DATE	REV	114-13018	114-13018	100779	1761500	
SEE NOTE 1 & 2	SEE NOTE 3	CUSTOMER DRAWING				

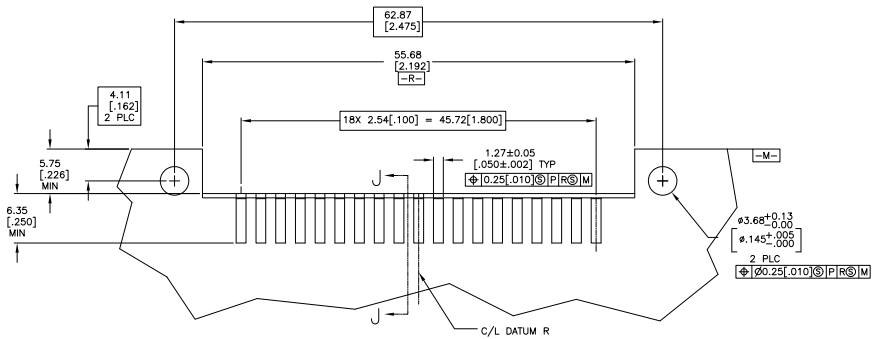
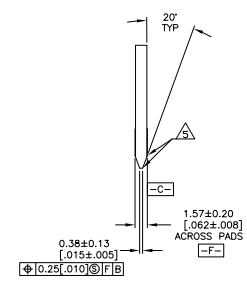
AMP 480 REV 02/08/08

THIS DRAWING IS UNPUBLISHED
 ALL RIGHTS RESERVED
 © 2008 BY TYS ELECTRONICS CORPORATION

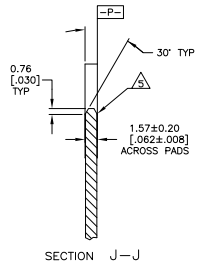
REV	DATE	DESCRIPTION	BY	CHK	APP
AA	00				
		SEE SHEET 1			



RECOMMENDED MATING BOARD EDGE CONFIGURATION
 TYP BOTH SIDES



RECOMMENDED PC BOARD LAYOUT FOR CONNECTOR MOUNTING
 TYP BOTH SIDES



SECTION J-J

THIS DRAWING IS A CONTROLLED DOCUMENT		REV	DATE	DESCRIPTION	BY	CHK	APP
FRONT VIEW	FRONT VIEW	AA	00				
REVISIONS	REVISIONS						

DESIGNER	DATE	REV	DATE	DESCRIPTION	BY	CHK	APP
114-13018	108-2202	114-13018	108-2202	CONNECTOR ASSEMBLY, 2.54 [100] CENTERLINE, CARD EDGE			
SEE SHEET 1	SEE SHEET 1	SEE SHEET 1	SEE SHEET 1	SEE SHEET 1	SEE SHEET 1	SEE SHEET 1	SEE SHEET 1