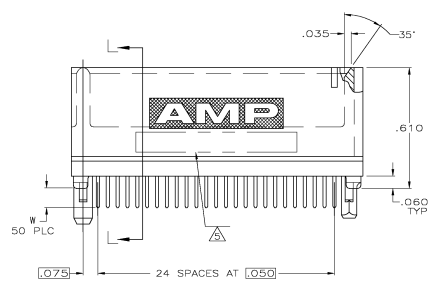
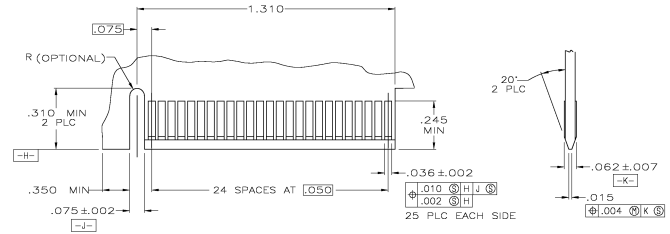
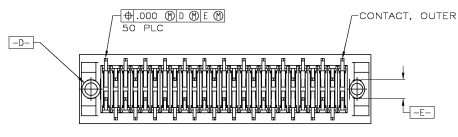


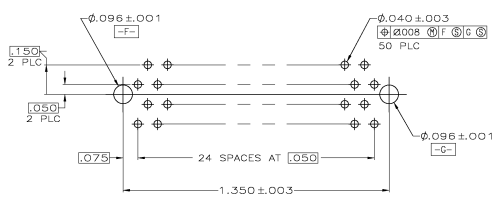
- △ HOUSING: HIGH TEMPERATURE THERMOPLASTIC. COLOR: BROWN.
- △ CONTACT: PHOSPHOR BRONZE.
- △ CONTACT FINISH: .000100 MIN NICKEL ALL OVER.  
.000030 MIN GOLD OVER NICKEL IN CONTACT AREA.  
.000100 MIN MATTE TIN OVER NICKEL ON SOLDER TAILS.
- △ DISTANCE FROM CONTACT POINT TO BOTTOM OF CARD SLOT.
- △ AMP PART NUMBER, DATE CODE AND CSA LOGO MARKED IN APPROXIMATE AREA SHOWN.



SECTION L-L  
SCALE 8:1



RECOMMENDED MATING BOARD EDGE CONFIGURATION



RECOMMENDED CONNECTOR MOUNTING HOLE PATTERN  
(CONNECTOR SIDE SHOWN)

14	5650719-2
10	5650719-1
W	PART NUMBER

THIS DRAWING IS A CONTROLLED DOCUMENT.		REV. 24 JAN 68	DATE	114-26012
DRAWN BY: [Signature]		CHK. 24 JAN 68	DATE	114-26012
DESIGNED BY: [Signature]		CHK. 24 JAN 68	DATE	114-26012
ENGIN. BY: [Signature]		CHK. 24 JAN 68	DATE	114-26012
MATERIALS: [Signature]		CHK. 24 JAN 68	DATE	114-26012
TESTING: [Signature]		CHK. 24 JAN 68	DATE	114-26012
APPROVED: [Signature]		CHK. 24 JAN 68	DATE	114-26012
CUSTOMER DRAWING		AMP 100778	AMP 5650719	REV. 1 OF 1