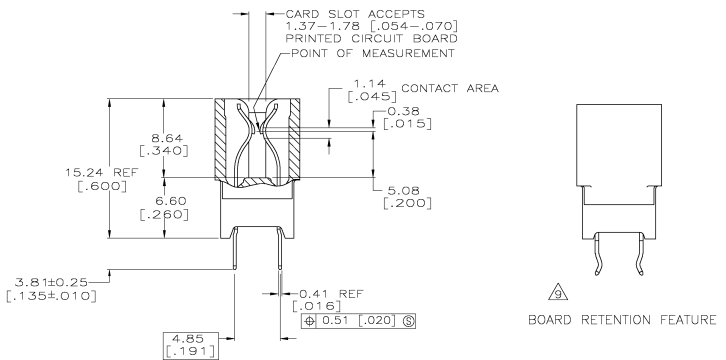
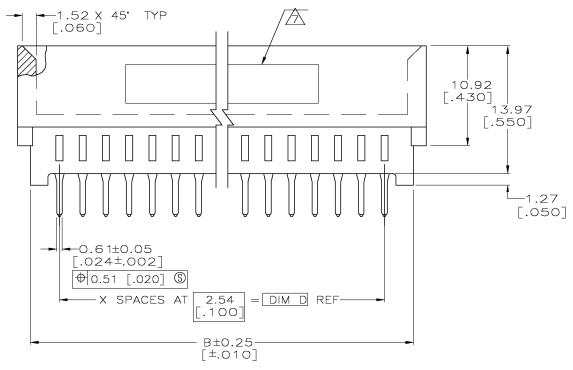
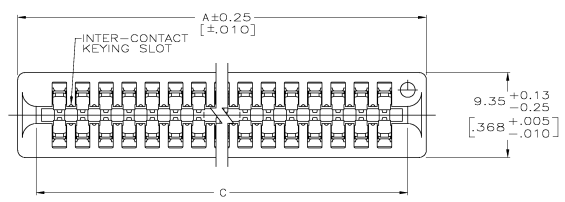


REV	DATE	DESCRIPTION	BY	CHK	APP
GP 00					
B		OBSOLETE -2 PER 6512-0066-03			13 MAY 05AWF/AMF

- △ HOUSING: GLASS FILLED POLYESTER; COLOR: BLACK.
- △ CONTACT: PHOSPHOR BRONZE.
- △ NICKEL UNDERPLATE: 0.00127 [0.00050] MIN - ALL OVER.
- △ MATTE TIN PLATE: 0.00254 [0.00100] MIN - SOLDER POSTS.
- △ GOLD PLATE: 0.00076 [0.00030] MIN - CONTACT AREA.
- △ NICKEL PLATE PER MIL-G-45204.
- △ GOLD PLATE PER QQ-N-290.
- △ AMP PART NUMBER, DATE CODE AND CSA LOGO ARE MARKED IN APPROXIMATE AREA SHOWN, EITHER SIDE.
- 8. RECOMMENDED PCB FINISHED HOLE DIA: 1.02±0.08 [0.40±0.03].
- △ THE RETENTION FEATURE OF THIS CONNECTOR IS DESIGNED FOR FULL SEATING IN A .062±0.08 THICK CIRCUIT BOARD, #119231-1 H.



OBSOLETE	3,4,4,7,48	60-96 [2.400]	66-94 [2.600]	67-31 [2.650]	70-10 [2.760]	24	25	5145274-2
	3,4,23,24	30.48 [1.200]	35.56 [1.400]	36.83 [1.450]	39.62 [1.560]	12	13	5145274-1
	RETENTION FEATURE LOCATION	D	C	B	A	X	NO OF POSN	PART NUMBER

THIS DRAWING IS A CONTROLLED DOCUMENT. DATE 13 MAY 05 BY 60322 UCBAW/AMF

DESIGNER: []	DESIGNED BY: []	DATE: 13 MAY 05	BY: 60322 UCBAW/AMF
DWG NO: []	REV: []	PROJECT: 108-9039	DATE: 13 MAY 05
MATERIAL: []		WEIGHT: []	
PART: []		SEE: []	
CUSTOMER DRAWING		A1 00779 Q=5145274	

Yale Electronics Corporation
 Harrisburg, Pa 17105-3608

CONNECTOR ASSEMBLY,
 STANDARD EDGE II,
 2.54 [100]

RESTRICTED TO []