THIS DRAWING IS UNPUBLISHED. RELEASED FOR PUBLICATION ,19 .
© COPYRIGHT 19 BY AMP INCORPORATED. ALL RIGHTS RESERVED.

LOC	DIST
FT	22

REVISIONS

P	LTR	DESCRIPTION	DATE	DWN	APVD
	J	REDRAWN W/O CHANGE PER EC 0010-424-96	28 AUG 97	–	–

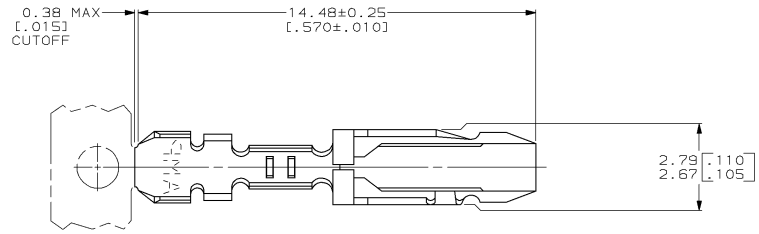

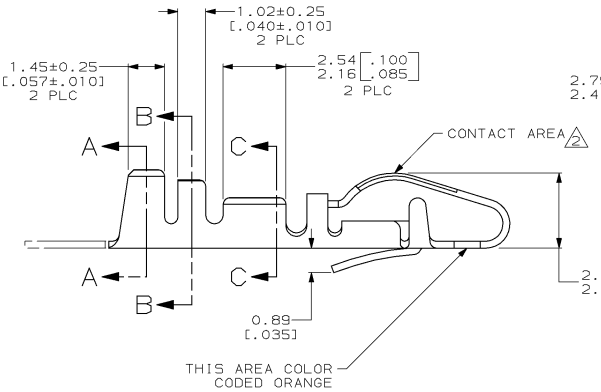

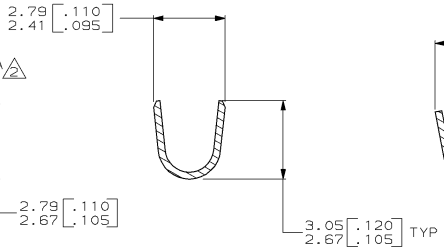

SECTION A–A

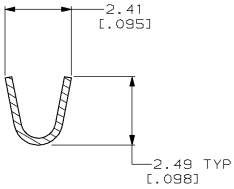

SECTION B–B

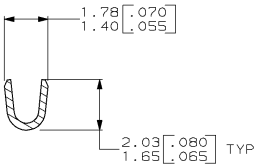

SECTION C–C

1. PHOSPHOR BRONZE.
2. 0.76µm[.000030] MIN GOLD IN CONTACT AREA, GOLD FLASH ON REMAINDER OF CONTACT, BOTH OVER 1.27µm[.000050] MIN NICKEL.
3. INSULATION RANGE: 1.27-1.63[.050-.064] DIA.

583990-3

PART NUMBER

THIS DRAWING IS A CONTROLLED DOCUMENT.

DIMENSIONS: mm [INCHES]

TOLERANCES UNLESS OTHERWISE SPECIFIED:
0 PLC ±–
1 PLC ±–
2 PLC ±0.13 [.005]
3 PLC ±–
4 PLC ±–
ANGLES ±–

MATERIAL 1
FINISH 2

DWN D.HARDY 28 AUG 97
CHK R.STONE 04 SEP 97
APVD N.SCHROLL 05 SEP 97
PRODUCT SPEC –
APPLICATION SPEC –
WEIGHT –

AMP Incorporated
Harrisburg, PA 17105-3608

NAME CONTACT, 26-22 AWG, AMP-LEAF™

SIZE	CAGE CODE	DRAWING NO	RESTRICTED TO
A2	00779	C- 583990	–

CUSTOMER DRAWING

SCALE	SHEET	OF	REV
10:1	1	1	J

AMP 1471-9 REV 11JUN87

28-AUG-97 15:59:23 amp35397 /home/esrv026d/dsk04/dept4023/amp35397/edmmod

583990

Downloaded from Elcodis.com electronic components distributor