

4

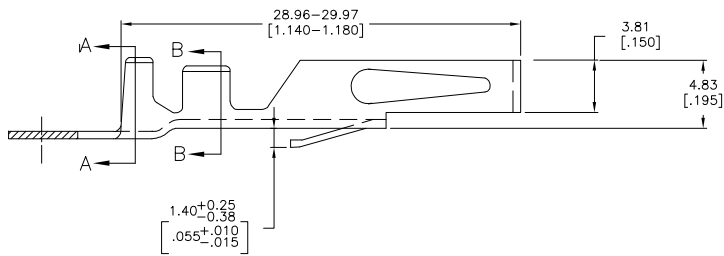
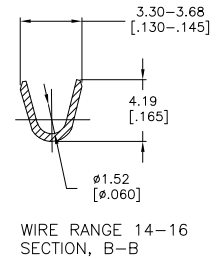
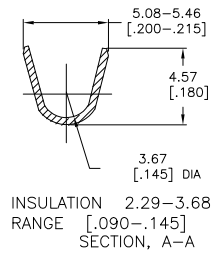
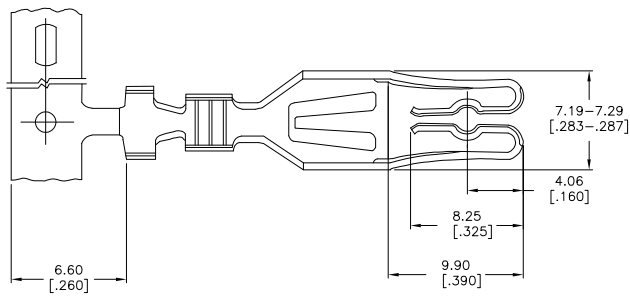
3

2

1

THIS DRAWING IS UNPUBLISHED. RELEASED FOR PUBLICATION
 © COPYRIGHT BY TYCO ELECTRONICS CORPORATION. ALL RIGHTS RESERVED.

LOC	DIST	REVISIONS			
P	LTR	DESCRIPTION	DATE	BY	APPD
J	EC	063C 0067 05	22NOV05	BSV	MM



- 1 0.0038[.000150] BRIGHT TIN OVER 0.00076[.000030] NICKEL
- 2 SILVER PLATE .0038[.000150] MIN THK ALL OVER.
- 3 0.0038[.000150] MATTE TIN OVER 0.00076[.000030] NICKEL

3	5-530517-2
2	530517-3
1	530517-2
FINISH	PART NO

THIS DRAWING IS A CONTROLLED DOCUMENT.		DWG	15 MAY 75	Tyco Electronics Corporation	
DIMENSIONS: mm [INCHES]		CHK	15 MAY 75	Harrisburg, Pa 17105-3608	
TO RANGE'S USE ONLY:		APPD	16 MAY 75	NAME	
0 PLC	±	PRODUCT SPEC			
1 PLC	±	APPLICATION SPEC			
2 PLC	±	SIZE			
3 PLC	±	CAGE CODE			
4 PLC	±	DRAWING NO			
ANGLE	±	RESTRICTED TO			
FINISH	±	CUSTOMER DRAWING			
MATERIAL	ALLOY CDA-195	A2 00779 C-530517			
	1/2 HARD	SCALE 5:1 SHEET 1 OF 1 REV J			

AMP 1471-9 REV 31MAR2000

530517

B

A