

4

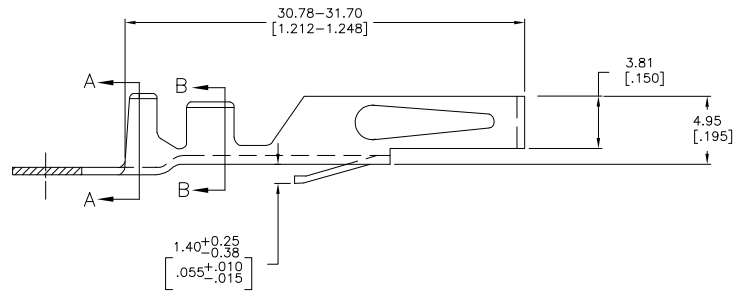
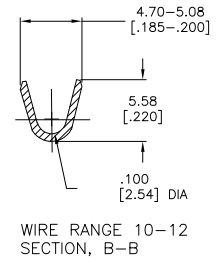
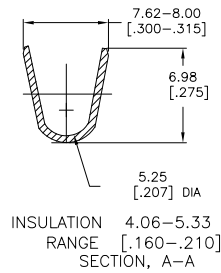
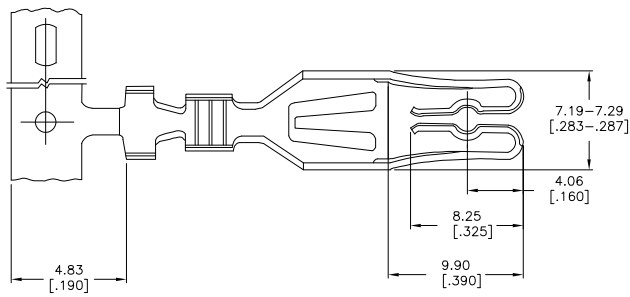
3

2

1

THIS DRAWING IS UNPUBLISHED. RELEASED FOR PUBLICATION
 © COPYRIGHT BY TYCO ELECTRONICS CORPORATION. ALL RIGHTS RESERVED.

LOC	DIST	REVISIONS		
P	LTR	DESCRIPTION	DATE	BY
H	EC	063C 0067 05	24NOV05	BSV



- 1 0.0038[.000150] BRIGHT TIN OVER 0.00076[.000030] NICKEL
- 2 SILVER PLATE .0038[.000150] MIN THK ALL OVER.
- 3 0.0038[.000150] MATTE TIN OVER 0.00076[.000030] NICKEL

3	5-530519-2
2	530519-3
1	530519-2
FINISH	PART NO

THIS DRAWING IS A CONTROLLED DOCUMENT.		DW	15 MAY 75	 Tyco Electronics Corporation Harrisburg, Pa 17105-3608
DIMENSIONS: mm [INCHES]		CHK	15 MAY 75	
TOLERANCES UNLESS OTHERWISE SPECIFIED:		APPD	16 MAY 75	NAME
0 PLG ± .005		PRODUCT SPEC		
1 PLG ± .005		APPLICATION SPEC		
2 PLG ± .005		WEIGHT		
3 PLG ± .005		CUSTOMER DRAWING		
4 PLG ± .005				
ANGLE ± .5				
FINISH				
MATERIAL: ALLOY CDA-195		SIZE	CAGE CODE	DRAWING NO
1/2 HARD		A2	00779	C-530519
		SCALE	5:1	SHEET 1 OF 1
				REV H

AMP 1471-9 REV 31MAR2000

530519

A