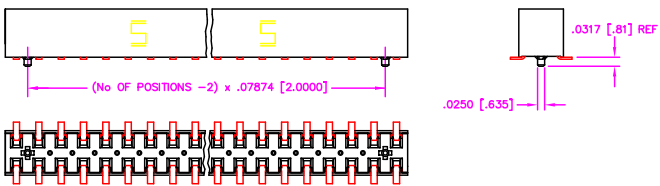


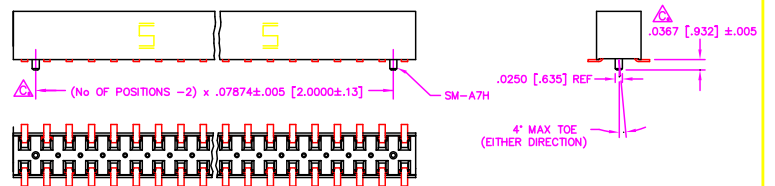
REV. X

**FIG. 2**  
 -A: OPTION (SEE NOTE 5)  
 MOLDED ALIGNMENT PIN (3 POS. MIN.)  
 (DIFFERENT AS SHOWN, OTHERWISE SAME AS FIG. 1)

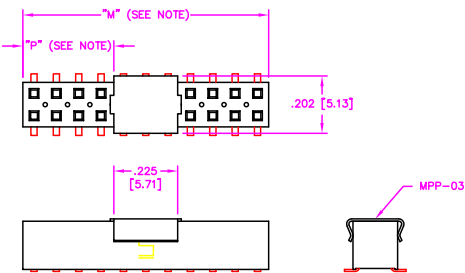


DIMENSIONS ARE IN INCHES		UNLESS OTHERWISE NOTED		TOLERANCES ARE:		TITLE:	DWG NO:
ONE PLACE DECIMALS ± .1	TWO PLACE DECIMALS ± .01	THREE PLACE DECIMALS ± .005	FOUR PLACE DECIMALS ± .0020	ANGLES	± 2°	DUAL ROW 2mm x 2mm ASSEMBLY	TLE-1XX-XX-X-DV-X
							SHEET 2 OF 2

**FIG. 3**  
 -A: OPTION (SEE NOTE 5)  
 STAKED ALIGNMENT PIN (4 POS. MIN.)  
 (DIFFERENT AS SHOWN, OTHERWISE SAME AS FIG. 1)



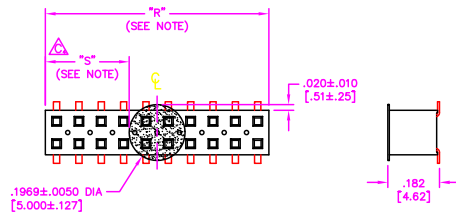
**FIG. 4**  
 -P: OPTION  
 (4 POS. MIN.)  
 PICK & PLACE PAD  
 (DIFFERENT AS SHOWN, OTHERWISE SAME AS FIG. 1)



**PROPRIETARY NOTE**  
 THIS DOCUMENT CONTAINS INFORMATION CONFIDENTIAL AND PROPRIETARY TO SAMTEC INC. AND SHALL NOT BE REPRODUCED OR TRANSMITTED IN ANY FORM OR BY ANY MEANS, ELECTRONIC OR MECHANICAL, INCLUDING PHOTOCOPYING, RECORDING, OR BY ANY INFORMATION STORAGE AND RETRIEVAL SYSTEM, WITHOUT THE EXPRESS WRITTEN CONSENT OF SAMTEC INC.

NOTE: "M" = USED MEASURED DIMENSION (REF)  
 "P" = (( "M" - .225 [5.71] ) / 2) ± .020 [51]

**FIGURE 5**  
 -K: POLYAMIDE FILM PAD  
 (3 POS. MIN.)



NOTE: "R" = USED MEASURED DIMENSION (REF)  
 "S" = { ("R" - .1969 [5.00]) / 2 } ± .020 [51]

**PACKAGING VIEW**

TABLE 1		
OPTION	PACKAGING TUBE	PLUG
ALL OPTIONS	PT-1-24-01-63	TP-24



**samtec**  
 EXPRO/ASSEMBLY/2MM  
 TLE-ASM2

520 PARK EAST BLVD. NEW ALBANY, INDIANA 47150  
 PHONE (812) 944-6733 P.O. BOX 1147  
 CODE 55322

MADE BY: D PURVIS 01-20-97

TLE-1XX-XX-X-DV-X  
 SHEET 2 OF 2

PLOT SCALE 1=2