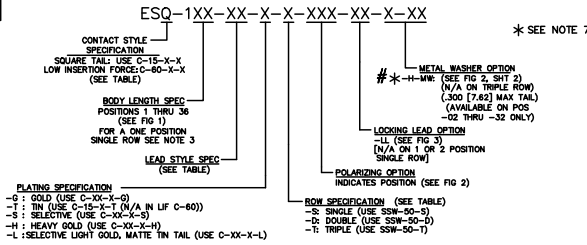


REVISION BT



* SEE NOTE 7

DIMENSIONS ARE IN INCHES		UNLESS OTHERWISE NOTED		TOLERANCES ARE:		TITLE:	DWG NO.:
ONE PLACE DECIMALS ±.1	THREE PLACE DECIMALS ± .005	FOUR PLACE DECIMALS ± .0020	ANGLES ± 2°	ESQ STRIP ASM.		ESQ-1XX-XX-X-X-XXX-XX-X-XX	SHEET 1 OF 3

- NOTES:
- CONTACT PUSHOUT SHALL BE 1.5 LBS. MIN.
 - MAX ALLOWABLE BOW .003 INCH/INCH AFTER ASSEMBLY
 - FOR A 1 POSITION SINGLE ROW ALL SPACERS ARE TO BE TSW-XX-S
 - SPACERS SHALL BE ASSEMBLED AS SHOWN WITH SNAP GROOVES AWAY FROM SSW BODY.
 - FOR IN-PROCESS VIEWS SEE SHEET 3, FIGS 4 & 5.
 - MAX CUT FLASH : .010
 - DO NOT USE DSB SPACER BODY FOR THIS OPTION.

STANDARD INSERTION FORCE	CONTACT	SPACER SPECIFICATION (SEE A AND PROCESS VIEWS FOR SEE SHEET 3)			
		ESQ-S	ESQ-D	ESQ-T	"B" "C" "D" "E"
-12	C-15-2-X	N/A	N/A	N/A	.090 .435 .525 .100
-13	C-15-2-X	N/A	N/A	N/A	.480 .435 .915 N/A
-14	C-15-4-X	N/A	N/A	N/A	.480 .435 .915 N/A
-23	C-15-4-X (1) SUB-SSB-32 (2) DSB-XX (3) SUB-SSB-32 (1) DSB-XX	N/A	N/A	N/A	.180 .435 .775 N/A
-24	C-15-4-X (1) SUB-SSB-32 (2) DSB-XX (3) SUB-SSB-32 (1) DSB-XX	N/A	N/A	N/A	.380 .435 .915 N/A
-33	C-15-2-X (1) SUB-SSB-32 (2) DSB-XX (3) SUB-SSB-32 (1) DSB-XX	N/A	N/A	N/A	.090 .435 .775 N/A
-34	C-15-4-X (1) SUB-SSB-32 (2) DSB-XX (3) SUB-SSB-32 (1) DSB-XX	N/A	N/A	N/A	.280 .435 .915 N/A
-44	C-15-4-X (1) ESS-XX-S (3) DSB-XX (1) SS-W-5 (3) DSB-XX	N/A	N/A	N/A	.180 .735 .915 N/A

LOW INSERTION FORCE	CONTACT	SPACER SPECIFICATION (SEE A AND PROCESS VIEWS FOR SEE SHEET 3)			
		ESQ-S	ESQ-D	ESQ-T	"B" "C" "D" "E"
-37	C-60-2-X	N/A	N/A	N/A	.090 .435 .525 .100
-38	C-60-3-X	N/A	N/A	N/A	.280 .435 .775 N/A
-39	C-60-4-X	N/A	N/A	N/A	.480 .435 .915 N/A
-48	C-60-2-X (1) SUB-SSB-32 (2) DSB-XX (3) SUB-SSB-32 (1) DSB-XX	N/A	N/A	N/A	.180 .435 .775 N/A
-49	C-60-3-X (1) SUB-SSB-32 (2) DSB-XX (3) SUB-SSB-32 (1) DSB-XX	N/A	N/A	N/A	.380 .435 .915 N/A
-58	C-60-2-X (1) SUB-SSB-32 (2) DSB-XX (3) SUB-SSB-32 (1) DSB-XX	N/A	N/A	N/A	.090 .435 .775 N/A
-59	C-60-4-X (1) SUB-SSB-32 (2) DSB-XX (3) SUB-SSB-32 (1) DSB-XX	N/A	N/A	N/A	.280 .435 .915 N/A
-69	C-60-4-X (1) ESS-XX-S (3) DSB-XX (1) SS-W-5 (3) DSB-XX	N/A	N/A	N/A	.180 .735 .915 N/A

DO NOT SCALE FROM THIS PRINT

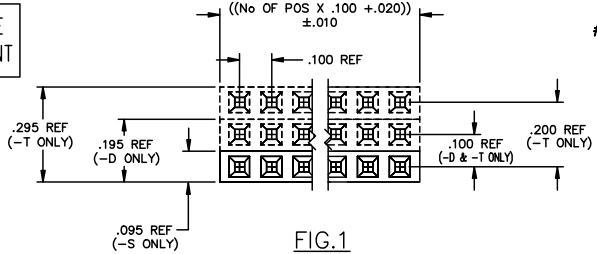


FIG.1

- MW OPTION, DO NOT DESIGN IN. SAMTEC WILL ONLY SUPPORT EXISTING BUSINESS 2/12/02.

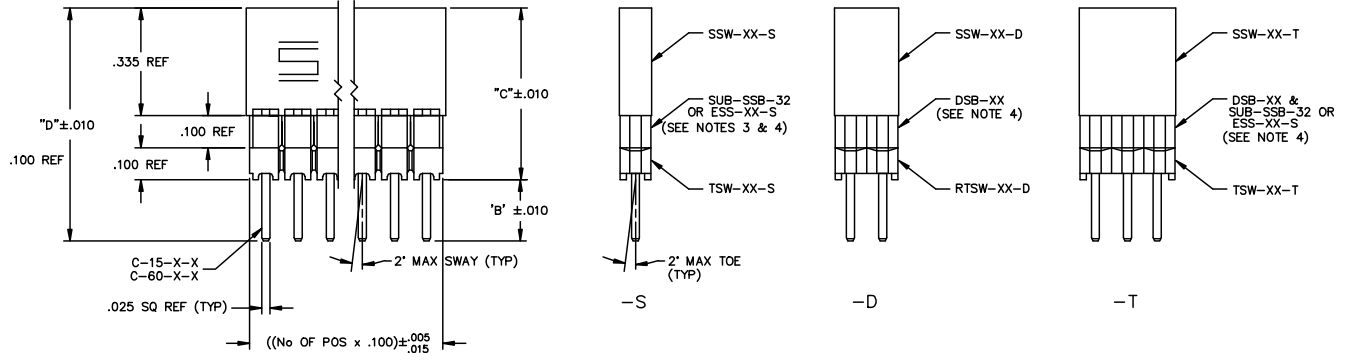
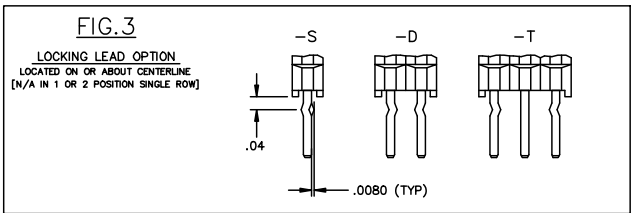
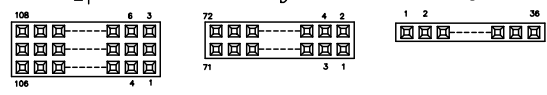


FIG.2

POLARIZATION LOCATION
INSERT PK-06-N INTO SPECIFIED POS AND BREAK OFF TAB



PROPRIETARY NOTE
THIS DOCUMENT CONTAINS INFORMATION OF A CONFIDENTIAL AND PROPRIETARY NATURE. IT IS TO BE KEPT CONFIDENTIAL AND NOT REPRODUCED OR TRANSMITTED IN ANY FORM OR BY ANY MEANS, ELECTRONIC OR MECHANICAL, INCLUDING PHOTOCOPYING, RECORDING, OR BY ANY INFORMATION STORAGE AND RETRIEVAL SYSTEM, WITHOUT THE WRITTEN CONSENT OF SAMTEC INC.

ESTD 1970, VICTORVILLE, CALIF. ESQ-1XX

samtec

520 PARK EAST BLVD, NEW ALBANY, INDIANA 47150
PHONE (812) 944-8733 P.O. BOX 1147
CODE 55322

MADE BY: JORDAN 7-16-85

ESQ-1XX-XX-X-X-XXX-XX-X-XX
SHEET 1 OF 3