THIS DRAWING IS UNPUBLISHED. RELEASED FOR PUBLICATION -.-.-
© COPYRIGHT - BY TYCO ELECTRONICS CORPORATION. ALL RIGHTS RESERVED.

UOC	DIST
AD	25

REVISIONS

P	LTR	DESCRIPTION	DATE	DRN	APVD
	02	REVISED PER ECO-07-024655	09APR08	DH	DD

1. HOUSING: HIGH TEMPERATURE THERMOPLASTIC, COLOR NATURAL. RECEPTACLE CONTACTS: PHOSPHOR BRONZE. GROUND BUSSES: PHOSPHOR BRONZE.
2. CONTACTS & GROUND BUSES: 0.00076(.000030) MIN. GOLD PER ASTM B 488 ON CONTACT AREA, 0.00254–0.00762(.000100–.000300) MATTE TIN PER ASTM B 545 ON SOLDER TAIL, ALL OVER 0.00127–0.00254(.000050–.000100) MATTE NICKEL PER SAE AMS–QQ–N–290 ON ENTIRE CONTACT.
3. DATE CODE MARKED IN AREA INDICATED, ON SAME SIDE AS AMP LOGO.

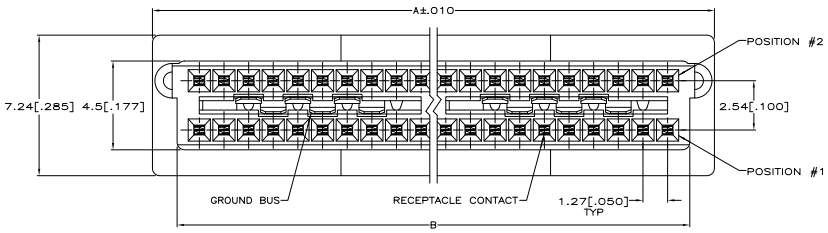

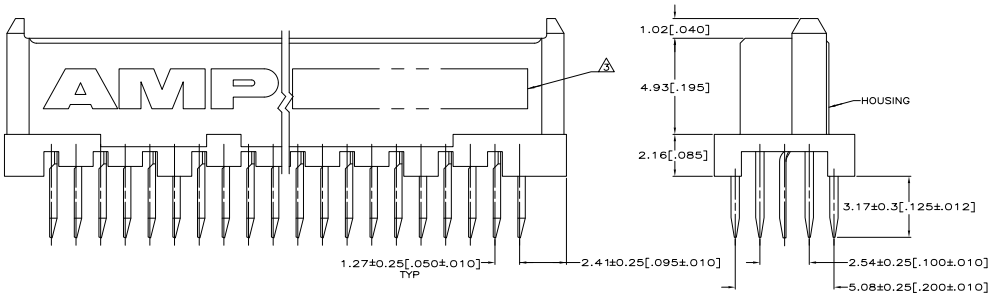

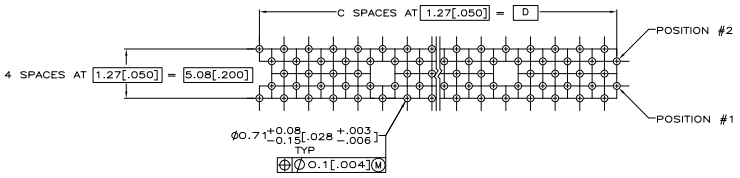

RECOMMENDED PC BOARD HOLE LAYOUT
(VIEWED FROM CONNECTOR SIDE)

OBSOLETE	125.73	[4.950]	99	127.94	[5.037]	130.56	[5.140]	200	5536254–9
	113.03	[4.450]	89	115.24	[4.537]	117.86	[4.640]	180	5536254–8
OBSOLETE	100.33	[3.950]	79	102.54	[4.037]	105.16	[4.140]	160	5536254–7
	87.63	[3.450]	69	89.84	[3.537]	92.46	[3.640]	140	5536254–6
	74.93	[2.950]	59	77.14	[3.037]	79.76	[3.140]	120	5536254–5
	62.23	[2.450]	49	64.44	[2.537]	67.06	[2.640]	100	5536254–4
	49.53	[1.950]	39	51.74	[2.037]	54.36	[2.140]	80	5536254–3
	36.83	[1.450]	29	39.01	[1.537]	41.66	[1.640]	60	5536254–2
	24.13	[.950]	19	26.34	[1.037]	28.96	[1.140]	40	5536254–1
	D		C	B		A		NO OF POS	PART NUMBER

THIS DRAWING IS A CONTROLLED DOCUMENT.

DRAWN A. FERNANDEZ 01-20-05
CHK D. DIXON 01-20-05
APVD D. DIXON 01-20-05

DIMENSIONS: INCHES

TOLERANCE UNLESS OTHERWISE SPECIFIED:
0 PLC ± –
1 PLC ± –
2 PLC ± –
3 PLC ± 0.13 [.005]
4 PLC ± –
ANGLES ± –

MATERIAL 1
FINISH 2

PRODUCT SPEC 108–1272
APPLICATION SPEC 114–11005
WEIGHT –

Tyco Electronics
Tyco Electronics Corporation
Harrisburg, PA 17105–3608

NAME
RECEPTACLE ASSEMBLY,
VERTICAL, .125 TAIL,
BOARD TO BOARD, MICROSTRIP

SIZE A1 CAGE CODE 00779 DRAWING NO C-5536254 RESTRICTED TO –

CUSTOMER DRAWING SCALE 10:1 SHEET 1 OF 1 REV 02

AMP 4805 REV 3/96WS2000
09APR2008 us077239

Downloaded from Elcodis.com electronic components distributor