

REV. E

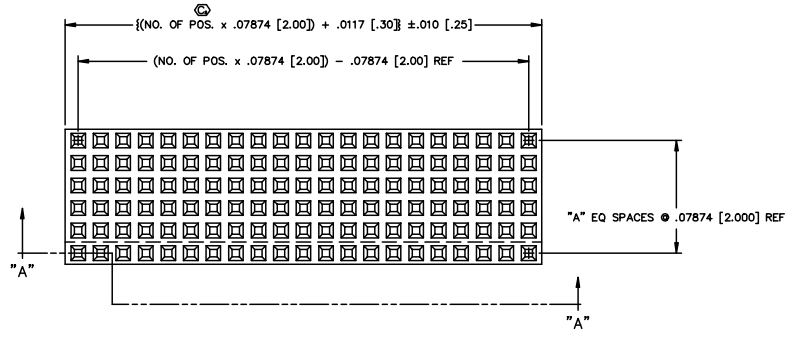
ROW	"A"	NO OF POS
-5	4	-02 THRU -50
-6	5	-02 THRU -50

PLOT SCALE: 1=.2

UNLESS OTHERWISE NOTED TOLERANCES ARE:  
 DIMENSIONS ARE IN INCHES  
 ONE PLACE DECIMALS ± .1[2.5] THREE PLACE DECIMALS ± .005[.127] ANGLES ± 2°  
 TWO PLACE DECIMALS ± .01[.25] FOUR PLACE DECIMALS ± .002[.051]

TITLE: 2MM SOCKET STRIP ASSEMBLY  
 DWG NO: SQW-1XX-01-X-X-XXX  
 SHEET 1 OF 1

DO NOT SCALE FROM THIS PRINT



SQW-1XX-01-X-X-XXX

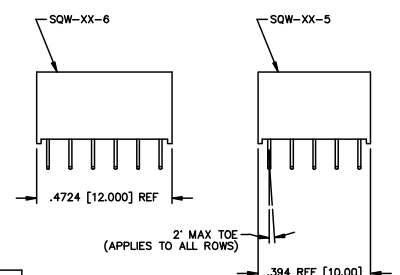
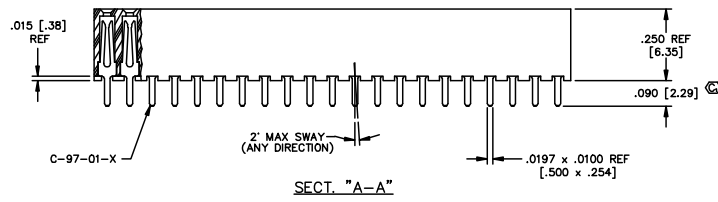
No. OF POSITIONS SEE TABLE (PER ROW)  
 LEAD STYLE -01

POLARIZATION OPTION  
 -XXX: INDICATES POSITION POLARIZED (USE PK-07, SEE FIG. 2)

ROW SPECIFICATION  
 -5: FIVE ROW (USE SQW-XX-5)  
 -6: SIX ROW (USE SQW-XX-6)

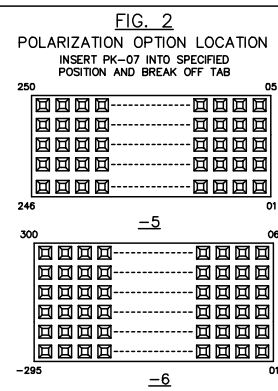
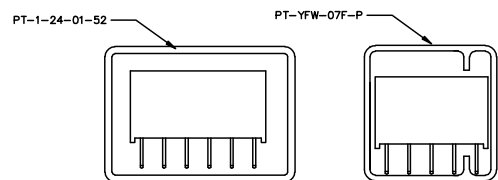
PLATING SPECIFICATION  
 -F: FLASH SELECTIVE GOLD (USE C-97-01-F)  
 -L: LIGHT SELECTIVE GOLD (USE C-97-01-L)  
 -G: GOLD (USE C-97-01-G)  
 -S: SELECTIVE GOLD (USE C-97-01-S)  
 -H: HEAVY GOLD (USE C-97-01-H)

- NOTES:
- CUT FLASH TO BE .015 [.38] MAX.
  - NO CUT FLASH ALLOWED IN THE CONTACT HOLES.
  - CONTACT PUSHOUT FORCE: .5 LB MIN.
  - ⊗ REPRESENTS A CRITICAL DIMENSION.



PACKAGING VIEW

ROW	No OF POS	PKG TUBE	TUBE PLUG
-5	-02-50	PT-YFW-07F-P	TP-29
-6	-02-50	PT-1-24-01-52	TP-13



**samtec** MISC/MKT/SQWS6MKT

520 PARK EAST BLVD. NEW ALBANY, INDIANA 47150  
 PHONE (812) 944-6733 P.O. BOX 1147  
 CODE 55322

MADE BY: BURREN 8-19-97 SQW-1XX-01-X-X-XXX  
 SHEET 1 OF 1